

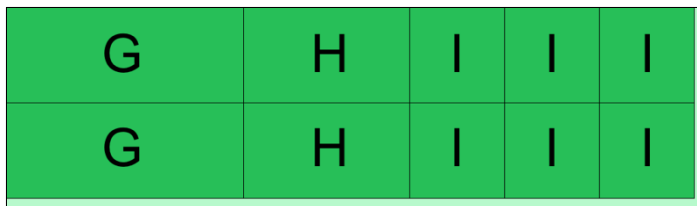
Background Cuts from 12.75" x 10.25"

- A. 4 @ 6.5" x 3.5" rectangles
- B. 1 @ 3.5" square
- C. 4 @ 2" squares



Light Green Cuts from 14.75" x 4.25"

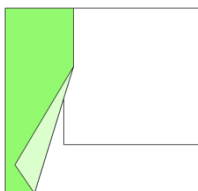
- D. 2 @ 5" x 2" rectangles
- E. 2 @ 3.5" x 2" rectangles
- F. 6 @ 2" squares



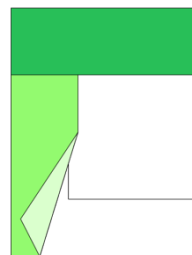
Dark Green Cuts from 14.75" x 4.25"

- G. 2 @ 5" x 2" rectangles
- H. 2 @ 3.5" x 2" rectangles
- I. 6 @ 2" squares


1. Sew a D rectangle to the left-hand side of the B square, but only half way down the side of B. Secure your seam at the stopping point. Press towards the D fabric, but only at the top of the unit.




2. Sew a G rectangle to the top of the unit. Press the seam towards the G fabric.



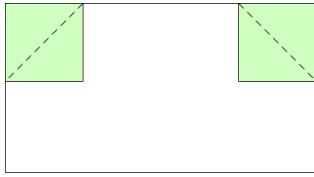
3. Sew a D rectangle to the right-hand side of the unit, and the final G rectangle to the bottom of the unit, pressing the seams away from the center square each time.



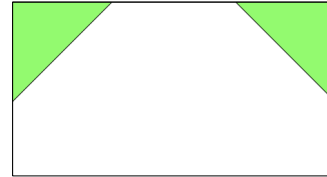
4. Finish the partial seam to complete the center unit, and press the entire seam away from the center.




5. Align 2 F squares with the corners of an A rectangle as shown. Sew across the diagonal of the squares.





6. Trim off the excess 0.25" AWAY from the stitched line and press the seam towards the corners. Make 2 units with light green corners.



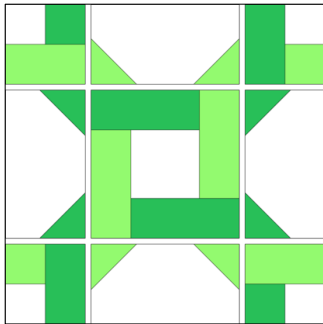
7. Make 2 units with dark green corners, using I squares.



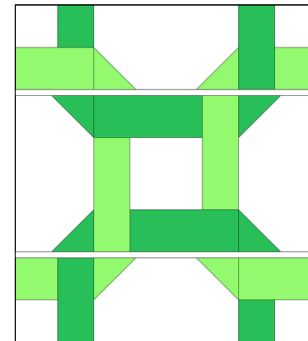
8. Sew an F square to the right-hand side of a C square, pressing the seam away from the C square. Sew an H rectangle to the bottom edge of the unit, pressing the seam towards the H rectangle. Make 2 units EXACTLY as shown below left. Make 2 units EXACTLY as shown below right, using I squares and E rectangles.



9. Now, lay out all of your units as shown, being careful to match color locations exactly.



10. Sew the units in each row together. Press the seams in the top and bottom rows away from the centers, and in the middle row, towards the center.



11. Finally, sew the rows together to complete the block. Your Celtic Twist block should measure 12.5" square.

