



THE THIMBLEFUL

Capital Quilters Guild

Raleigh, North Carolina



Next Meeting

Thursday, February 15, 2024

6:30 Social

7:00 Meeting Begins

Location: Temple Beth Or

5315 Creedmoor Road

Raleigh, NC 27612

Remember to Bring

- Quilts for Show & Tell
- Name Tag
- Membership Pin
- Comfort Quilts
- Workshop Sign-up Sheet
- A Quilting Friend!

Content Highlights

Page 1 - President's Message

Page 2 - Block Party, Upcoming Events

Page 3-4 - Quilt Show, President's Challenge

Page 5 - Community Outreach, Charity Partner, Membership

Page 6 - February Workshops

Page 7 - May Workshops

Page 8-9 - Quilter's Experience

President's Message

Hi Capital Quilters!

Please plan to attend the February 15 meeting. We will be welcoming Catherine Redford who is visiting us from the Chicago area and will be vending at QuiltCon in Raleigh February 22-25. She is a popular fiber arts teacher and will be speaking at the meeting. The title of her talk is "Trip Around the World in Folk Art Stitches". She will be teaching two workshops - Quilting with a Walking Foot on Friday February 16 and Fabric Bowls on February 17. Catherine has appeared multiple times on Quilting Arts TV and has published two books - *Modern Machine Quilting* and *Butterfly Stitches*.

At the meeting, the Quilt Show Committee will be collecting quilt entries and boutique items and books to sell at the Quilt Show. Please contribute to the success of the show by volunteering at quilt preview, judging or during the show. PBS NC Weekend is planning a segment on quilting in NC and have asked to film at the show the afternoon on March 15, which will be great exposure for our guild and the art of quilting. I am so excited to see everyone's work at the show!

Thank you to the Communication Chairs, Laura Nelson and Nancy Schanz, for putting together the communication survey on behalf of the Board and to all of you who responded. We had a great response - 48% of the membership responded. We will share more details on a way forward at a future meeting. A high-level summary of what we learned is below.

- Email is preferred - time sensitive information and anything needing to go to all members should go as email.
- The newsletter is a very important communication tool
- Facebook is good for building community, accessing files like the directory and reimbursement form
- Approximately 1/3 of the membership access Facebook more frequently than 1-2 times per month, but 25% of the membership never go to Facebook

... Continued on next page

President's Message (con't)

- The number of pages on the website can be reduced to improve our ability to keep it current and should be focused on info we want non-members to see as well as transactional activities (registrations for membership, workshops and quilt show)

We will be actively recruiting for four Board positions opening up in July. Please consider serving in one of the positions. We would like to have successors for the positions identified by May. Please contact me at president@capitalquilters.org if you are interested and would like more information.

- Vice President
- Secretary
- Membership
- Fundraising

Ann O'Brien

Need to Contact a Guild Member?

Due to security and privacy concerns, private emails and phone numbers are not included in our CQG Newsletter. The newsletter is posted on our website, which is in the public domain. Personal information can easily be copied and used maliciously. Consult the Membership Directory on our private Facebook page for member, board, and committee chair contact information.

CONTACT US

facebook.com/groups/capitalquilters
<https://capitalquilters.org>
information@capitalquilters.org

Block Party

In December we had a Nordic Star block. We had 34 kits, and all were claimed at the meeting. Thirty blocks were returned at the January meeting. We had two winners of the blocks: Pam Smith and Ellie Holtaway. Congratulations to you both!

In January we had a Japanese Lantern block with Japanese fabrics from the guild stash. There were 34 kits, and all were claimed at the meeting. We also had a challenge block, which was a paper pieced Japanese Crane. There were 12 of these available, and all were taken. The directions for both blocks are available on the Capital Quilters Guild website (Block Party page) and on Facebook. We are continuing to reduce the number of paper copies that are available and appreciate your cooperation in

obtaining the blocks from the website or Facebook. You can also take a photo of the directions at the meeting.

Next month we are honoring Ukraine with a Ukrainian sunflower block that is done in the colors of their flag.

Stop by and see us at the February meeting!



Thanks, Jan Chvatal, Cindy Prow & Rosi Hanley

Guild Activities, Quilt Shows & Vendor Events

February 15, 2024: CQG Meeting, Raleigh NC

February 22-25, 2024: QuiltCon, Raleigh NC

February 29-March 3, 2024: Mid-Atlantic Quilt Festival, Hampton, VA

March 15 & 16: CQG 2024 Annual Quilt Show

April 3-May 25, 2024: PAQA South, Cary, NC

For more local events, check this site: [Quilt Guilds and Shows in North Carolina](#).



Capital Quilters Quilt Show 2024

Kerr Scott Building – NC State Fairgrounds
March 15 and 16, 2024 (9:00 to 5:00)

Quilt show planning is continuing and we are still looking for someone to shadow this year's boutique lead (Jean Holloway) to prepare for chairing that committee for the 2025 show. We are pleased to say that we have shadows for ribbons (Dawn Sublette to shadow Alice Ryan)) and for Advertising (Mary Harned to shadow Marlene Jordan). Thank you so much, Dawn and Mary!!! We need someone to shadow Jean to take over the boutique in 2025. If you are interested, please email Kelly Wyatt or Ginny Nugent (quiltshowchair@capitalquilters.org).

Dates to Remember

February 15 - at Guild Meeting - Quilt and Charity Auction Quilt Turn In
February 15 - at Guild Meeting - Continue Volunteer Sign Ups
February 26- Quilt and Charity Auction Quilt Turn in - Bernina WOS - Mon 12-1 PM
February 27- Quilt and Charity Auction Quilt Turn in - Cary Quilting Company - Tue 6-7 PM
February 28- Quilt and Charity Auction Quilt Turn in - Bernina WOS -Wed 3-4 PM
February 29 - Quilt and Charity Auction Quilt Turn in - Cary Quilting Company - Thurs 3-4 PM
March 9 -- Quilt Show Preview - Keystone Systems
March 10-- Quilt Show Judging Day - Keystone Systems
March 13 -- Quilt Show Set Up - Pipe & Drape & Quilt Hanging (WE NEED MORE VOLUNTEERS)
March 14 - Quilt Show Set Up - Vendor setup
March 15 and 16 -- SHOW DAYS - 9:00 to 5:00

Volunteer Information

Volunteer Sign Ups will begin at the January Guild Meeting. The Quilt Show cannot be as successful as it is without the help of our Guild Members. We are fortunate that we have a large Guild full of members that are very generous with their time and talents.

Volunteer shifts are 3 or 2 hour shifts with the exception of Quilt Review and Quilt Judging. Those volunteer shifts are all day shifts.

Volunteers should plan on arriving 15 minutes prior to their shift to allow for check in and get any necessary updates from the previous volunteers or quilt show co-chair.

Volunteers will receive a maximum of one free ticket to the show regardless of how many shifts they sign up for. Entry tickets can be used at any time during the show.

Below are listed the type of volunteer slots needed. Please review the list and see which ones might match your interest in preparation for sign up night at the February Guild Meeting. The Volunteer Committee Chair will be at the Guild Meeting to answer any of your questions. Some of the slots are already full!! Thanks to all of you who have signed up already!!

Continued on next page...

*Capital Quilters Quilt Show 2024 (Con't)***Quilt Preview Day - March 09****Quilt Judging Day - March 10**

Scribes, Fanners, Runners, Stackers and Recording Secretaries

Quilt Hanging - March 13 - we sure could use more help!!!**Book Sale - Friday and Saturday (setup on March 14)****Boutique - Friday and Saturday (setup on March 14)****Greeters - Friday and Saturday****Guild Quilt Raffle Sales - Friday and Saturday****Silent Auction - Friday and Saturday****Ticket Sales - Friday and Saturday****Quilt Take Down - March 16****Request for Books**

Please contact Karen Wahle at
booksale@capitalquilters.org
 if you have any books you
 would like to donate! She has
 30 boxes and would like to
 have at least 50 boxes!
 Thanks!

**President's Challenge****Quilts in Bloom or Art in Quilts**

The Capital Quilter's Guild quilt show is the same weekend as the NC Museum of Art's annual Art in Bloom. If you have never been, it is a fundraiser where they have florists create arrangements inspired by a piece of art in the museum. The flower arrangement is displayed with the inspiration piece.

For the President's Challenge, members can approach their design(s) in one of two different ways:

1. **Quilt in Bloom** - a quilt inspired by flowers/gardens, or
2. **Art in Quilt** - a quilt inspired by a piece of artwork (a copy of the inspiration piece should be hung with the quilt).

The quilts should be 96" or smaller in perimeter and should be bound with black or gold fabric provided by the Guild. The quilt will be hung at the show and should have a sleeve on the back.



NC Museum of Art, **Art in Bloom**

Community Outreach

Thank you! To every member that has generously donated their time in any part of creating a comfort quilt this month. We are almost half way to our goal! Your hard work is truly appreciated, and you are putting smiles on the faces of many members of our community.

You can help in any part of the process by stopping at our table at each guild meeting.

We need:

Quilters - we have several tops ready to quilt. These can be completed on a home machine or longarm. If you want to learn how to longarm quilt, you can call Thread Waggle Quilting and set up a time to practice on our tops!

We have:

Patterns - perfect for some stash busting.

Kits - simple quilts to piece quickly.

Batting & Backing - to finish them.

Membership

Reminder: If you paid for a printed copy of the CQG Membership Directory, you can pick it up at the Membership table. For those who use Facebook, an electronic version of the Membership Directory is posted to Facebook.

We're looking forward to seeing everyone at the next meeting. Bring a friend; we are always excited to welcome new members. Thank you all!

Julia Kolb

Quilt Show Charity Partner

We are pleased to announce that our charity partner for the 2024 Capital Quilters Guild Quilt Show charity auction will be Western Wake Crisis Ministry! The skyrocketing statistics on food insecurity in the US are staggering. The ministry's mission is to partner with those in crisis by helping them gain stability through basic support for food, financial/housing assistance, education, and opportunity. Representatives from WWCM will be at the quilt show so please be sure to stop by and find out more about this wonderful organization. We'd love to receive lots of your beautiful quilts donated for our 2024 auction!



Theme: Nature

Oxford defines nature this way: the phenomena of the physical world collectively, including plants, animals, the landscape, and other features and products of the earth. Start brainstorming ideas.

Quilt Rules

Material: Along with our fabric, quilted wall quilts, we will continue to allow a small number of wood 'barn' quilts. Due to space limitations, the number of wood quilts will be limited, so email Laurie (quiltshowchair@capitalquiltersguild.org) if you plan to submit a wood quilt.

Size: Due to feedback from our guild members, we are allowing a bit more variety in the sizes of quilts. Total perimeter can be between 60 and 80 inches. This allows for some flexibility when working with a specific pattern or idea.

Other: Many who bid on our quilts don't quilt or even sew, and the hanging sleeve is much appreciated. A label is also a nice touch, even if you want to remain anonymous. Barn quilts are required to have a hanger in place.

Quilt Drop Off: Finished quilts can be dropped off to Laurie Day or Kay Harrell at the February Guild meeting.

Bids: All quilts will have a minimum bid of \$25. All will have a Buy It Now price of \$75 (or more). Bidding increases in \$5 increments.

February 2024 Workshops

Catherine Redford


Catherine Redford was born in England where she learned to knit and sew as a young girl. After relocating from London to Naperville, Illinois, she learned to quilt and never looked back. She's an award winning quilter, an active member of her local guilds, and a popular teacher at the local and national level. Catherine is a frequent magazine contributor and has enjoyed being a guest on Quilting Arts TV. She is enjoying the resurgence of interest in handwork with an embroidery book, *Butterfly Stitches*, published Fall 2020. With two DVDs and a book on Modern Machine Quilting techniques, Catherine delights in finishing her own quilts on a domestic machine. Catherine is also a Bernina Ambassador.



Friday February 16, 2024

Walking Foot Quilting-Beyond the Ditch

For quilters who have tried some walking foot sewing, this class will expand your skills. Learn how to finish your quilts on a domestic machine while enjoying all the control of your walking foot. We will start with a brief discussion of preparing your tops for quilting including marking and basting-then we will make stitched samples of different styles (as seen on Quilt Arts TV).



On Saturday February 17 Catherine will teach:

Fabric Bowl Construction

Learn to make a beautiful bowl or table runner from clothesline and fabric on the sewing machine. 3/16" rope needed. The recommended source for this is themountainthreadcompany.com. Handouts for the bowl and the table runner will be available.

How To Register for the Workshops

Click On This Link: [Feb & May Workshop Registration - 2024](#)

The Workshop Registration 2024 form is available at the Membership table during meetings, on the Capital Quilters Guild website and on our Facebook page.

Workshop fees are \$55 for members and \$75 for non-members.

May 2024 Workshops

Sue Heinz



Sold out at the
Houston Quilt Festival!



Sue's passion is teaching, and she brings to each of her classes a Fine Arts and Education background, over 25+ years of quilting experience, a sense of humor, design expertise and a commitment to help each of her students reach new levels of quilting excellence. She has authored five books, each brimming with fresh design ideas for free-motion quilting, patented several innovative marking tools and has designed some awesome of free-motion rulers – all to intrigue, delight and inspire. For more information about Sue, visit www.SueHeinz.com.

Friday May 17 Sue will teach: 360 Degree Grids/Sashing That Sizzles

360° Grids - Create Mesmerizing Designs that are Oh, So Easy to Sew! Does this sample look packed with possibilities but too hard to free-motion quilt? Don't be fooled! Let Sue Heinz show you her innovative technique of combining simple grids with her patented, easy-to-use tools. Add Sue's original sashing shapes and step-by-step instruction, and get ready to take your quilting to the next level. All skill levels.



Saturday May 18 Sue will teach: Harmonics Fill Harmonics

Create a symphony of background designs that harmonize well together on any quilt -or use just one for a dramatic textural effect. You'll learn how to draw an array of Sue Heinz's unique free-motion and grid pattern backgrounds while she demonstrates with step-by-step illustrations and how-to hints. Your future quilts will be shouting, "Bravo!" All skill levels.

How To Register for the Workshops

Click On This Link: [Feb & May Workshop Registration - 2024](#)

The Workshop Registration 2024 form is available at the Membership table during meetings, on the Capital Quilters Guild website and on our Facebook page.

Workshop fees are \$55 for members and \$75 for non-members.

One Quilter's Experience

Darlene J Silverman

I do not hold myself out as an expert. I know that many of you know so much more than I do. I share my experience in the hope of helping newer quilters as well as to stimulate conversation among more experienced quilters. I welcome feedback and differing views, as we are all on this journey together and can only benefit from hearing each other. (If you are reading this in the newsletter, please weigh in on Facebook.)

The Quilt Police

Some of you are aware that I was — long ago and in a galaxy far, far away — an attorney. I can assure you that, in my law school courses covering criminal law and procedure, there was never a reference to law enforcement personnel dedicated to ensuring that violators of quilting rules and norms be subjected to the power of the state. i.e., There are no quilt police. And in the absence of actual law enforcement personnel, who would police us? Our fellow quilters are, in my experience, understanding and tolerant — and appreciative of the effort, even when we are less than perfect in execution. After all, we are all probably a little too conscious of our own failings to be overly harsh to our fellow strivers.

Of course, this does not mean that there aren't any such rules and norms. And while neither jail, nor fine, nor exile from the community of quilters is a consequence of their violation, that does not mean that there are no consequences. There is a chance that you will indeed pay a price for the violation of those norms and rules, or what I prefer to call “best practices”.

I am a firm believer in trying to follow best practices in my own quilts (but to be fair, it is simply in my nature to be obnoxiously persnickety). They are best practices for a reason. Following them with care makes it far less likely that you will run into the sorts of problems that make us want to pull out our hair — fabrics that stretch on the bias; inaccurate cuts; puckered seams; tension issues; seams that should, but do not, align. These annoyances (and subsequent hair-rending) are their own punishment, but are more by way of natural consequences than the imposition of external punishment by any hypothetical quilt police.

Further, while there are no quilt police, there are quilt judges. And they can indeed be . . . well, *judgy*. Indeed, we pay them good money to be so when hiring them to judge our quilt shows. We want them to answer the questions that we have about our own quilts. Is my quilt well-constructed? Did I execute this technique correctly? Did I enhance or diminish the design by the fabrics/colors I chose? Is the quilting appropriate and well done? Are my

bindings full and straight? Are my corners 90 degrees and mitered just right? How does my work stack up against the work of my fellow quilters? And, most importantly, where should I be focusing my attention in order to improve? I don't think that we are necessarily the best judges of our own work, invested as we are in them by the time we finish. I am happy to have someone less invested and more knowledgeable help answer these questions for me.

One natural consequence to being less than law-abiding when it comes to quilting best practices is that we may not be happy with a judge's answer to one or more of the above questions. In the absence of quilt police, you can decide just how much you care about any real or perceived flaws in your work. Or whether you even want to subject them to the critical eye of a judge. I have learned a lot from judges and I think my quilt-making has improved because I have submitted quilts to the judging process.

Ultimately, YOU are your own quilt police. You need to ask yourself the tough questions that may indeed lead to grabbing the seam ripper and gritting your teeth. Is it worth it? How much does it matter? Don't let anyone else answer this question for you. Weigh out the time and effort involved vs the satisfaction in the end result. After all, it is your time and your effort and your satisfaction. You decide.

Coming up: My Favorite Tools