



# THE THIMBLEFUL

Capital Quilters Guild

Raleigh, North Carolina

## **Next Meeting**

Thursday, December 21, 2023

6:30 Social

7:00 Meeting Begins

Location: Temple Beth Or

5315 Creedmoor Road

Raleigh, NC 27612

## **Remember to Bring**

- Quilts for Show & Tell
- Name Tag
- Membership Pin
- Comfort Quilts
- Workshop Sign-up Sheet
- A Quilting Friend!
- 

## **Content Highlights**

Page 1 - President's Message

Page 2 - Membership, Holiday  
Blocks, Block Party

Page 3 - Challenge, Community  
Outreach

Page 4 - February Workshops

Page 5 - May Workshops

Page 6 - Fundraising, Quilt  
Show, Upcoming Events

Page 7 - Quilter's Experience

Page 8 - Quilt Show Dates to  
Remember

Page 9 - Quilt Show Volunteer  
Opportunities

## **President's Message**

### **Hi Capital Quilters!**

Please plan on coming the December 21 meeting for our Holiday party. There will be drawings for the holiday blocks and other door prizes.

The Quilt Show Committee is now accepting entries for the Quilt Show in March. Please consider entering a quilt or two. All skill levels are welcome and you can choose to have your quilt judged or not—although you will be glad if you do have it judged because you will get some great feedback to help you continue to grow as a quilter. Please also take a look at the president's challenge and think about creating a work of art to share at the show!

Our very own Darlene Silverman has come to the attention of a guild in Iowa! The Ames Quilt Guild in Ames, IA has asked for permission to run the articles Darlene has written for our newsletter in their Guild newsletter. What a compliment to Darlene. We are fortunate to have such a talented writer and quilter as a member of our Guild.

Registration for the spring workshops has started. We are bringing in two great teachers from outside of NC. Both are nationally recognized. Workshops are a great opportunity to learn new skills and to meet other members of Guild.

I hope you have a wonderful holiday and I'm looking forward to 2024!

**Ann O'Brien**



## Membership

Membership cards are available at the membership table. Please stop by and introduce yourself. Pick up your card and cards for the members at your table! The printed directory is being compiled and will be available for pick up at the January meeting.

***Julia Kolb***

## 2023 Holiday Blocks

Many completed blocks were returned at the November meeting and many of the remaining block kits were sold. All blocks must be turned in at the December meeting so that we can hold our drawings for the winners. Make sure you have filled out the two name tags, attach one to the block and the second will be used for the drawing. If you are not able to attend, please send your block in with a friend so you can be included in the drawings. If you weren't able to complete your block, please return your kit so the winner can complete the project (you will not be eligible for the drawing).

Good luck to everyone who participated in Holiday blocks.

***Katie Mistele and Barbara Johnson***

## Block Party


The October block was a Mexican Star. We had 34 kits taken, and 29 were returned at the November meeting. We had two lucky winners for these colorful blocks: Wendy Bierwirth and Ginny Nugent. Congratulations ladies!

At the November meeting we celebrated Canada's Remembrance Day, which took place on November 11<sup>th</sup>, with the Canadian Maple Leaf block. We also had a challenge applique block, the Canadian Moose. All kits of both blocks were taken. The directions for both are on the Block Party page of the Capital Quilters Guild website and on Facebook. Please plan to return your blocks at the December meeting!

In December we have a Nordic Star block. This is a perfect block to symbolize winter! As always, we will provide you with all the fabric you need to complete the block, and the directions are available on the Capital Quilters Guild website (Block Party page) and on Facebook. We are continuing to reduce the number of paper copies that are available and appreciate your cooperation in obtaining the blocks from the website or Facebook. You can also take a photo of the directions at the meeting.

Stop by and see us at the December meeting!

***Thanks, Jan Chvatal, Cindy Prow, and Rosi Hanley***



## President's

### CHALLENGE

## Quilts in Bloom or Art in Quilts

The Capital Quilter's Guild quilt show is the same weekend as the NC Museum of Art's annual Art in Bloom. If you have never been, it is a fundraiser where they have florists create arrangements inspired by a piece of art in the museum. The flower arrangement is displayed with the inspiration piece.

For the President's Challenge, members can approach their design(s) in one of two different ways:

1. **Quilt in Bloom** - a quilt inspired by flowers/gardens, or
2. **Art in Quilt** - a quilt inspired by a piece of artwork (a copy of the inspiration piece should be hung with the quilt).

The quilts should be 96" or smaller in perimeter and should be bound with black or gold fabric provided by the Guild. The quilt will be hung at the show and should have a sleeve on the back.



NC Museum of Art, **Art in Bloom**

## Community Outreach

**Thank you!** To every member that has generously donated their time in any part of creating a comfort quilt this month. We are almost half way to our goal! Your hard work is truly appreciated and you are putting smiles on the faces of many members of our community.

You can help in any part of the process by stopping at our table at each guild meeting:

### We need:

Quilters - we have several tops ready to quilt. These can be completed on a home machine or longarm. If you want to learn how to longarm, you can call Thread Waggle Quilting and set up a time to practice on our tops!

### We have:

Patterns - if you want to do a little stash busting.

Kits - these are simple quilts and can be pieced quickly.

Batting and Backing - to finish them all up.

Community Outreach welcomes **Sue Hatch** to our team. She will serve the guild as our co-chair of Quilts on Wheels. Welcome, Sue!

## Comfort Quilts

Charity	Goal for 23/24	Received in Oct	Received this Year
Quilts on Wheels	1000 Quilts!	56	189
Walker Bags		0	20
Quilts for Kids		21	152
Newborn Hats		22	150
Receiving Blankets		1	10
Pillow Cases		2	114
SAFEchild/Green		23	156
Other:		55	231
Grand Total:		Quilts: 497	Total Items: 924



## February 2024 Workshops

### Catherine Redford


Catherine Redford was born in England where she learned to knit and sew as a young girl. After relocating from London to Naperville, Illinois, she learned to quilt and never looked back. She's an award winning quilter, an active member of her local guilds, and a popular teacher at the local and national level. Catherine is a frequent magazine contributor and has enjoyed being a guest on Quilting Arts TV. She is enjoying the resurgence of interest in handwork with an embroidery book, *Butterfly Stitches*, published Fall 2020. With two DVDs and a book on Modern Machine Quilting techniques, Catherine delights in finishing her own quilts on a domestic machine. Catherine is also a Bernina Ambassador.



#### Friday February 16, 2024

##### **Walking Foot Quilting-Beyond the Ditch**

For quilters who have tried some walking foot sewing, this class will expand your skills. Learn how to finish your quilts on a domestic machine while enjoying all the control of your walking foot. We will start with a brief discussion of preparing your tops for quilting including marking and basting-then we will make stitched samples of different styles (as seen on Quilt Arts TV ).



#### **On Saturday February 17 Catherine will teach:**

##### **Fabric Bowl Construction**

Learn to make a beautiful bowl or table runner from clothesline and fabric on the sewing machine. 3/16" rope needed. The recommended source for this is [themountainthreadcompany.com](http://themountainthreadcompany.com). Handouts for the bowl and the table runner will be available.

#### **How To Register for the Workshops**

**Click On This Link:** [Feb & May Workshop Registration - 2024](#)

The Workshop Registration 2024 form is available at the Membership table during meetings, on the Capital Quilters Guild website and on our Facebook page.

**Workshop fees are \$55 for members and \$75 for non-members.**

## May 2024 Workshops



### Sue Heinz



Sue's passion is teaching, and she brings to each of her classes a Fine Arts and Education background, over 25+ years of quilting experience, a sense of humor, design expertise and a commitment to help each of her students reach new levels of quilting excellence. She has authored five books, each brimming with fresh design ideas for free-motion quilting, patented several innovative marking tools and has designed some awesome of free-motion rulers – all to intrigue, delight and inspire. For more information about Sue, visit [www.SueHeinz.com](http://www.SueHeinz.com).

#### Friday May 17 Sue will teach: 360 Degree Grids/Sashing That Sizzles

360° Grids - Create Mesmerizing Designs that are Oh, So Easy to Sew! Does this sample look packed with possibilities but too hard to free-motion quilt? Don't be fooled! Let Sue Heinz show you her innovative technique of combining simple grids with her patented, easy-to-use tools. Add Sue's original sashing shapes and step-by-step instruction, and get ready to take your quilting to the next level. All skill levels.



#### Saturday May 18 Sue will teach: Harmonics Fill Harmonics

Create a symphony of background designs that harmonize well together on any quilt -or use just one for a dramatic textural effect. You'll learn how to draw an array of Sue Heinz's unique free-motion and grid pattern backgrounds while she demonstrates with step-by-step illustrations and how-to hints. Your future quilts will be shouting, "Bravo!" All skill levels.

### How To Register for the Workshops

**Click On This Link:** [Feb & May Workshop Registration - 2024](#)

The Workshop Registration 2024 form is available at the Membership table during meetings, on the Capital Quilters Guild website and on our Facebook page.

**Workshop fees are \$55 for members and \$75 for non-members.**

## Fundraising Update

The holiday bazaar was an amazing success! Thank you to all who made and brought items for sale. The dollar amount was within \$100 of what we collected November 2022. As a reminder, many of the same types of sewing and crafting projects, with the exception of winter holiday themes, are perfect for the boutique at the Quilt Show.

And the Christmas Carousel!!! We sold over \$1000 in tickets for the raffle quilt! Y'all are the best! I submitted the paperwork for next year. Thank you to the organization for giving us the booth space free of charge.

Next event for raffle ticket sales will be the **Quilt and Fiber Art Market** Place. I have all the volunteer spaces filled. This is a fun event and several other guilds have their raffle quilts on display. Sanford is much closer than one thinks.

Then comes **Astronomy Days** at the North Carolina Museum of Natural Science, 11 West Jones Street in Raleigh. The theme is Asteroids and Meteorites and will be held on **Saturday, February 3 and Sunday, February 4.**

I will have sign up sheets at the December and January meetings, two persons for each shift please. Times will be **9:30 - 11:30 AM, 11:30 AM - 2:30 PM, and 2:30 - 5:30 PM.** Your CQG Board is preparing a kid-friendly craft project combining quilting blocks and the theme.

Contact me, **Sue Ann Jatko**, for more information. Thank you!!

## 2024 Quilt Show March 15 & 16, 2024

Quilt show planning is continuing and we are still looking for people to shadow this year's committee leads to prepare for chairing a committee for the 2025 show. The critical open shadow position is for the Advertising and Ribbons committees. We are just beginning this

process and it is a perfect time for someone to assist Marlene and Alice to learn the process. If you are interested, please see Kelly Wyatt or Ginny Nugent.

**Request for books for the Book Sale:** Please contact Karen Wahle if you have any you would like to donate! Thanks!

See pages 8 & 9 for important **Quilt Show Dates to Remember** and exciting **Volunteer Opportunities.**

**SAVE THE DATE!**



**CAPITAL QUILTERS**  
RALEIGH, NC

**2024 Annual Quilt Show**  
Fri & Sat March 15 & 16  
9AM-5PM  
Kerr Scott Building  
NC State Fairgrounds

Hundreds of quilts on display! plus...

- ☐ Shop for machines, fabric and notions at the Vendor Market
- ☐ Purchase handmade items at the Boutique
- ☐ Charity Silent Auction, tickets available for Guild Raffle Quilt and much much more!

Call for Quilt Entries will open the beginning of December at [www.capitalquilters.org](http://www.capitalquilters.org)

Vendor inquiries: [capitalshowvendors@gmail.com](mailto:capitalshowvendors@gmail.com)

## Upcoming Events

### Guild Activities:

**December 21:** Guild *Holiday Party*

**January 18:** *Quilt Bee Panel*, Quilt Show Volunteer Sign up begins

**March 15 & 16:** *CQG 2024 Annual Quilt Show*

### Quilt Shows & Vendor Events:

**February 22-25, 2024:** QuiltCon, Raleigh NC

**February 29-March 3, 2024:** Mid-Atlantic Quilt Festival, Hampton, VA

**April 3-May 25, 2024:** PAQA South, Cary, NC



## One Quilter's Experience

***Darlene J. Silverman [With assistance from the Remnants Bee]***

*I do not hold myself out as an expert. I know that many of you know so much more than I do. I share my experience in the hope of helping newer quilters as well as to stimulate conversation among more experienced quilters. I welcome feedback and differing views, as we are all on this journey together and can only benefit from hearing each other. (If you are reading this in the newsletter, please weigh in on Facebook.)*

### Slumps (Getting Your Mojo Back)

You know what I'm talking about. You just aren't feeling it. You look at your UFOs and think "meh". You don't even want to look at your current projects. You avert your eyes from your sewing machine as you walk past. You have lost your quilting mojo. You have temporarily fallen out of love with quilting.

It is time for a relationship intervention between you and quilting. You need to find a way to fall in love again. Relationships with your fellow humans are above my pay grade, but a relationship with quilting I am willing to address.

Based on my own experience (and after input from friends), I offer the following suggestions as possible ways to re-spark your love of quilting (in no particular order):

- Go to a quilt retreat.
- Go to a quilt show.
- Go fabric shopping (preferably with a friend)!
- Trade projects with a friend.
- Do a very small project (a wall quilt, a placemat, a potholder).
- Make a single block you have always liked but find intimidating (a feathered star or a lone star come to mind) – not a quilt, not a table runner – just one block. Take your time and focus on the technique of construction of this block. You don't need to make anything with it just now. Pin it to your design wall and just enjoy the pretty!
- Do a swap/round robin/group project.
- Teach someone else to make a quilt (maybe a child?).
- Make a simple charity quilt using some of your favorite colors/fabrics.
- Attend a comfort quilt workshop.
- Do a challenge.
- Take a class in order to learn something new.
- Try something very different from what you usually do – different style, different colors, different techniques.
- Pull out your UFOs. One of them might speak to you now. Consider ways to change it so that you will like it. Does it have to be a king-sized quilt? Could it be a table runner instead? Or a quilt block on a tote?

... Continued on page 8

... *Continued from page 7*

- Clear out some of your UFOs. Give yourself permission to let go of a project to someone who might want it or (blatant plug) the UFO bee.
- Look through books/magazines/Pinterest for new projects. Not necessarily to start, if you aren't feeling it. You can just admire the work of others!
- Buy a kit. Maybe you just need a break from the fabric-selection process.
- Tidy or even re-organize your sewing area. Clear the decks and freshen your space.
- Join/form/re-engage with a bee or find a quilting buddy.
- Take that leap and make an original quilt design.
- Just go ahead and give yourself permission to take a break, but set a specific time to ease back to it.
- Write an article for the Guild newsletter. (Works for me!)

So, until you get your mojo back, is it okay to cheat with another craft while taking a break from quilting? Well, really, this is between you and your conscience. Only you can decide if you are willing to have an open relationship with quilting. I think that, as long as you keep a corner of your heart firmly devoted to your love of quilting, you can also find room in your life for other crafts. I have found that renewing my love of writing has actually reinforced my love of quilting. (Although, to be fair, I write about quilting!)

What have you done to get past your slump moments? Please add to my list and share with the rest of us!

Coming up: Art vs Craft

## Quilt Show: Dates to Remember

---

**December 1** - Quilt Show Registration Begins

**December 21** - Sign up to make ribbons

**January 18** - Volunteer Sign Up begins at Guild Meeting

**January 19** - Ribbon Making Day at Bernina World of Sewing (10:30-4:30)—20 volunteers needed

**January 31** - Quilt Show Registration Ends (or when we reach 180 quilts registered to be judged)

**February 15** - at Guild Meeting—Registered Quilt Turn In

**February 15** - at Guild Meeting—Charity Auction Quilt Turn In

**February 15** - at Guild Meeting—Continue Volunteer Sign Ups

**February ??** - Quilt Turn In and Charity Auction Quilt Turn in—TBD

**February ??** - Quilt Turn In and Charity Auction Quilt Turn in—TBD

**March 9** - Quilt Show Preview—time and location TBD

**March 10** - Quilt Show Judging Day—time and location TBD

**March 13** - Quilt Show Set up—Pipe & Drape

**March 14** - Quilt Show Set Up—Vendors and Quilt hanging

**March 15 and 16** - SHOW DAYS—9:00 to 5:00



## Quilt Show: Volunteer Information

Volunteer Sign Ups will begin at the January Guild Meeting. The Quilt Show cannot be as successful as it is without the help of our Guild Members. We are fortunate that we have a large Guild full of members that are very generous with their time and talents. Below are the types of volunteers we need to staff our Show.

Volunteer shifts are 3 or 2 hour shifts with the exception of Quilt Review and Quilt Judging. Those volunteer shifts are all day shifts.

Volunteers should plan on arriving 15 minutes prior to their shift to allow for check in and get any necessary updates from the previous volunteers or quilt show co-chair.

Volunteers will receive a maximum of one free ticket to the show regardless of how many shifts they sign up for. Entry tickets can be used at any time during the show.

The following list shows the volunteer slots needed. Please review the list and see which ones might match your interest in preparation for sign up night at the January and February Guild Meetings. The Volunteer Committee Chair will be at the Guild Meeting to answer any of your questions.

### **Quilt Preview Day – March 09**

### **Quilt Judging Day – March 10**

Scribes, Fanners, Runners, Stackers and Recording Secretaries

### **Quilt Hanging – March 14**

### **Quilt Take Down – March 16**

### **Book Sales – Friday and Saturday**

### **Boutique – Friday and Saturday**

### **Greeters – Friday and Saturday**

### **Guild Quilt Raffle Sales – Friday and Saturday**

### **Silent Auction – Friday and Saturday**

### **Ticket Sales – Friday and Saturday**

CONTACT US

[facebook.com/groups/capitalquilters](https://www.facebook.com/groups/capitalquilters)

<https://capitalquilters.org>

[information@capitalquilters.org](mailto:information@capitalquilters.org)