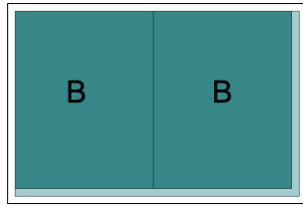
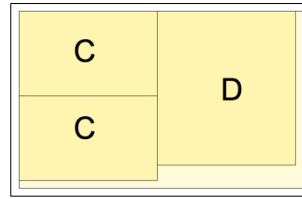


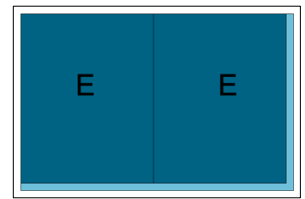
Fabric 1 Cuts from 11.25" x 8.25"  
A. 9 @ 4.5" x 2"



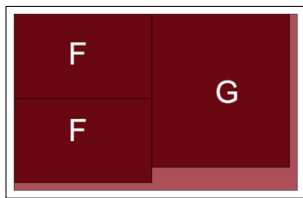
Fabric 2 Cuts from 9.25" x 6"  
B. 2 @ 4.5" x 5.75"



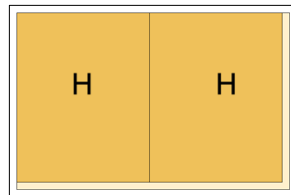
Fabric 3 Cuts from 9.25" x 6"  
C. 2 @ 4.5" x 2.75"  
D. 1 @ 4.5" x 5"



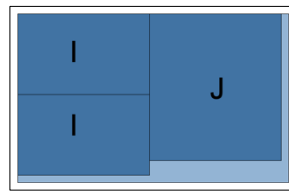
Fabric 4 Cuts from 9.25" x 6"  
E. 2 @ 4.5" x 5.75"



Fabric 5 Cuts from 9.25" x 6"  
F. 2 @ 4.5" x 2.75"  
G. 1 @ 4.5" x 5"



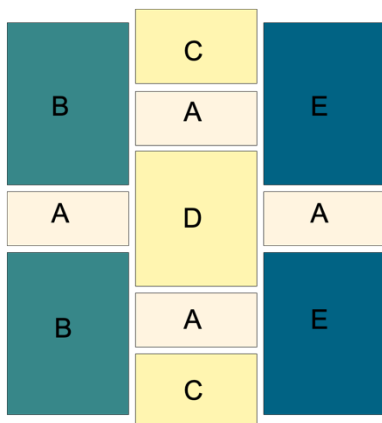
Fabric 6 Cuts from 9.25" x 6"  
H. 2 @ 4.5" x 5.75"




Fabric 7 Cuts from 9.25" x 6"  
I. 2 @ 4.5" x 2.75"  
J. 1 @ 4.5" x 5"

Please note, you can decide which fabrics (2 - 7) go in any column in either block - have fun! But please only one fabric (plus the Fabric 1 pieces) in any column.


1. Lay out the fabrics for French Weave A as shown below.



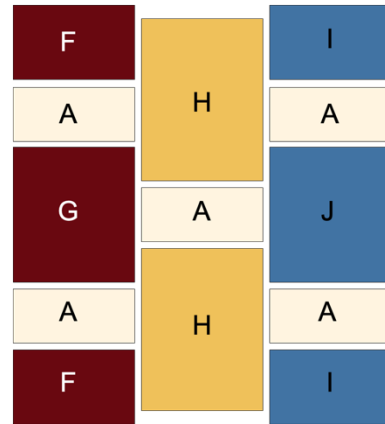
2. Using an accurate 1/4" seam, join fabrics in the columns.




3. Finally, sew the columns together to complete the block. Your French Weave A block should measure 12.5" square.



4. Lay out the fabrics for French Weave B as shown below.



5. Using an accurate 1/4" seam, join fabrics in the columns.



6. Finally, sew the columns together to complete the block. Your French Weave B block should measure 12.5" square.

