



# The Thimbleful

Capital Quilters Guild

Raleigh, North Carolina

February 2023

## Next Meeting

Thursday, February 16, 2023

6:30 Social

7:00 Meeting Begins

**Location:** Temple Beth Or  
5315 Creedmoor Road  
Raleigh, NC 27612

## *Remember to Bring:*

*Quilts for Show and Tell*

*Name tag*

*Membership Pin*

*Comfort Quilts*

*Workshop Sign-up Sheet*

*And of course.... A Quilting Friend!*

## *Table of Contents*

Page 2	President's Message
Page 3	President's Challenge
Page 5	Silent Auction
Page 6	From the Board
Page 8	Spring Workshops
Page 11	Call for Entries
Page 14	Our Committee Reports
Page 16	Block Party Pattern
Page 18	Quilt Show 2023
Page 21	One Quilter's Experience
Page 23	Guild Leadership
Page 24	Upcoming Events
Page 25	Forms

## In This Month's Issue:

⇒ The Final Push For  
CQG's Quilt Show

⇒ The Importance of  
Charity Quilts

⇒ Supporting Our Sister  
Guilds—A Call for  
Entries in the 2023  
Smoky Mountain  
Quilters of Tennessee  
Show

## President's Message

Hi Everyone!

Welcome to February! Thank you to everyone who submitted a quilt to hang in the quilt show! The quilt show committee has been very busy preparing for it and not only will we be seeing lots of great quilts, but there is also a great list of vendors! I am not sure about you, but the race is on to finish up the quilts to submit at the February Guild Meeting. Speed to all my fellow procrastinators!

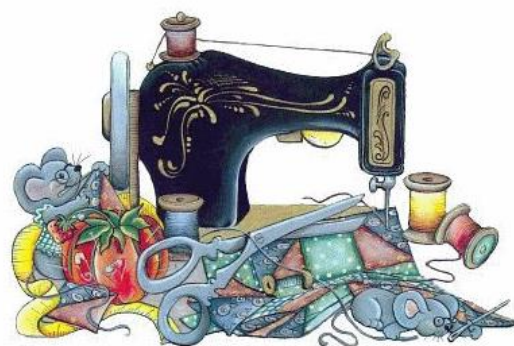
The next guild meeting is February 16<sup>th</sup> and we will be having the Jane Hall Benefit Sale. The Hall family donated many items from Jane including a Singer Featherweight, UFO projects, fabric, sewing notions, wall hangings and so much more. Jane was also a knitter and did quite a bit of needlework. All proceeds from the sale will go into a fund to provide additional learning opportunities to the entire guild (beyond the speakers and workshops that have already been scheduled).

Spring is right around the corner and we have some great classes scheduled. In April, Kelly Ashton will come to teach us all kinds of great tips and tricks for working with 60-degree patchwork including triangles, hexagons and diamonds. In May, Sharon Huffstetler will provide great information about Singer Featherweight machines including a class on how to service them. For more information, please check out our website at [www.capitalquilters.org](http://www.capitalquilters.org) or contact Ann Obrien at [information@capitalquilters.org](mailto:information@capitalquilters.org).

Finally, volunteering is a key part of helping our guild thrive. Some positions take a little time and some are a bit more time consuming. However, without your help, the guild suffers and we become limited in what we can offer to the membership. If you have ever thought about becoming involved in the guild, this is the moment. We are currently looking for people who will shadow all positions. This is the perfect opportunity to watch the jobs in action and determine if it is something you would enjoy doing. Please reach out to me at [information@capitalquilters.org](mailto:information@capitalquilters.org) if you are interested in volunteering for any board or committee position. I am happy to discuss it further and we would love your help. You could even recruit a fellow member and co-chair!

Happy Quilting!

Anna



## President's Challenge Pattern

### A View Through My Window

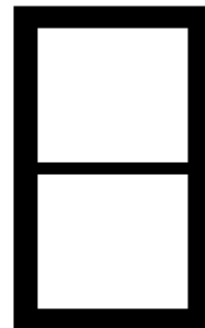
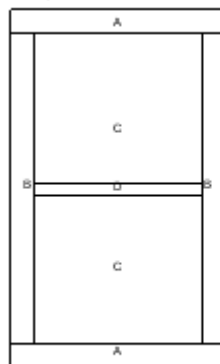
2023 President's Challenge

Finished Size: 18"x30"

#### Pattern Notes:

All pieces listed below are unfinished.

Use a  $\frac{1}{4}$ " seam allowance.



Fabric: Kona Jet Black #114

Cutting Instructions: While supplies last, the guild is providing a 5" piece of 60" wide Kona Jet Black. (These instructions are based on a 60" WOF)

From the 5" piece provided, subcut into 2 – 2  $\frac{1}{2}$ " strips.

Subcut 1 of the 2  $\frac{1}{2}$ " strips into

2 – 26  $\frac{1}{2}$ " strips (Piece B)

Subcut 1 of the 2  $\frac{1}{2}$ " strips into

2 – 18  $\frac{1}{2}$ " strip (Piece A) **be sure to leave a strip that will yield one piece to be 14  $\frac{1}{2}$ " long**  
1 – 14  $\frac{1}{2}$ " strip

Trim the 14  $\frac{1}{2}$ " x 2  $\frac{1}{2}$ " strip to 14  $\frac{1}{2}$ " x 1  $\frac{1}{2}$ " (Piece D - for center sashing of window)

The 2 inside sections of the window (the top and bottom of the window) will equal 14  $\frac{1}{2}$ " W x 13" H (Piece C).

#### Assembly:

1. After completing Pieces C (the top and bottom of the view in/out of your window), connect/join them by sewing Piece D between them. Press seam allowances towards the black fabric.
2. Add Pieces B (1 to each of the right and left sides) as a Left and Right Border/window frame. Press seam allowances towards the black fabric.
3. Add Pieces A (1 to the top and 1 to the bottom) as the top and bottom border/window frame. Press seam allowances towards the black fabric.
4. Finish the quilt either by binding the quilt with Kona Jet Black Fabric or by facing the quilt. The quilt must also have a sleeve and label following the specifications set by the 2023 Quilt Show Rules. (**NOTE:** For display purposes, the Kona Jet Black fabric must be the final element at all outside edges of the quilt.)

Please contact Anna Norris with any questions at [ayarur@yahoo.com](mailto:ayarur@yahoo.com).

## **A View Through My Window – President’s Challenge 2023**

“A short story is what you see when you look out of the window.” -Mavis Gallant

This year, I challenge our quilt guild members to create a window scene either looking in or out of a window. All the windows will have the same frame and measure 18”x30”. A piece of Kona Jet Black fabric, which was donated by Bernina World of Sewing, will be provided as well as a pattern for the window frame. All styles of quilting are welcomed, and the goal is to hang them at the 2023 Capital Quilters Guild Quilt Show as if you are looking into or out of an apartment building. Please join me in creating what is sure to be a beautiful installation.

### **The Rules....**

1. The finished quilt must measure 18” wide by 30” long.
2. While supplies last, each member will be provided a piece of Kona Jet Black fabric which should be used as the window frame. Additional Kona Jet Black fabric can be purchased at your local quilt shop for windowpane dividers/mullions/grilles/muntins.
3. The quilt must be finished with a binding which should be the same fabric as the window frame (Kona Jet Black) or by finishing your edges by adding facing to the quilt (i.e. using a pillowcase method.) Please note that to be eligible for judging, quilting must be seen on the back of the quilt. Additional fabric for the binding can be purchased at your local quilt shop.
4. All quilts must satisfy all requirements as set forth by the 2023 Quilt Show Rules and must have a sleeve following those specifications.
5. Quilts will be due by the 2023 Capital Quilters Quilt Show Entry Deadline. Exact due dates will be published once the quilt show committee announces them. Please know that having your project judged is OPTIONAL. Please feel free participate within the category as a non-judged quilt. However, all non-judged quilts must be registered by the quilt show entry deadline and submitted by preview day.
6. Participation is for 2022-2023 Capital Quilt Guild Members only.

## From The Board...

### Fundraising

Hello Members,

We had a great two days at the Astronomy Days at NC Museum of Natural Sciences!

Our Festival of Stars raffle quilt fit in perfectly.

I'd like to thank the following members for volunteering: Marilyn Murray, Margaret Townsend, Sandra Wilson, Lori Adington, Renee Page, Ginny Nugent & Maryann Bufalini.

So far, our Festival of Stars raffle quilt has been a huge success. Don't forget to get your raffle tickets for you, your family and friends before we run out.

If you can, please start turning in the money and stubs for your raffle tickets at the February meeting. That would give me time to enter them on my spreadsheet.

Also, members that are working on blocks for our next raffle quilt, please bring them to the February meeting. If you are unable to attend, please contact me for pick up. Oh, you don't have to take off the paper!

Thank you, Members, for all you do for our Wonderful guild!!!

Irene Thomas [Buckeyegirlct@gmail.com](mailto:Buckeyegirlct@gmail.com)



### Membership

We are still accepting membership renewal with the new Membership Form for 2022-2023. Please print the form found in the forms section of the newsletter or on our website at [www.capitalquilters.org](http://www.capitalquilters.org). Complete it and bring it to the meeting this month. Don't forget your membership fee! You can also mail the form and payment to Capital Quilt Guild, PO Box 20331, Raleigh, NC 27619-0331.



CELEBRATING OUR  
4TH YEAR IN BUSINESS

- 2000+ bolts of fabric
- Hand & machine embroidery supplies
- Wide variety of classes
- Facebook LIVE every weekday morning at 9:30AM

# Quilts Like Crazy and Embroidery

Quilting, sewing, embroidery supplies, & more!

STORE HOURS

Monday	10AM - 12:30PM
Tuesday	10AM - 5PM
Wednesday	10AM - 5PM
Thursday	10AM - 5PM
Friday	10AM - 5PM
Saturday	10AM - 3PM
Sunday	CLOSED



1241-08 South Main Street, Wake Forest, NC 27587  
www.quiltslikecrazy.com (984) 237-0071



*Prepare to be pampered...*

*come to a Salem Stitches Retreat in South Boston, Virginia*

**March 23 - 26**


**"Celebrate Spring" with Hands On Design**  
*Cross Stitch & Finishing with Cathy Habermann*

**July 20 - 23**

**"Italian Christmas" with Giucy Giuce**  
*Design & Quilting Workshops with Giuseppe*

**November 2 - 5**

**"Holiday Quilt Retreat"**



*Historic Berry Hill Resort on 700 acres*



***Treat Yourself & Sign up Today!***

***SalemStitches.com ♥ (336) 631-5356***

**Door Prize Donors: Thank you!!**

**The CQG Stash!**



### INCLEMENT WEATHER POLICY

*Please remember the Capital Quilters Guild meetings follow*

**Wake County Schools' closings:**

If schools close early or all day we will not meet.

If afterschool activities are cancelled we will not meet.



Shop Hours  
Mon - Sat 10 - 5  
Tuesday 10 - 7  
Sunday 1 - 5



935 N Harrison Ave, Cary, NC 27513  
(919) 238-9739 [caryquilting.com](http://caryquilting.com)



Watch us weekdays at noon!

Voted Best  
Fabric Store  
in the Triangle  
4 years in a row!



Come  
visit us to  
see why!



## Spring 2023 Workshops

### Kelly Ashton, April 21 & 22 – \$55 members and \$75 non-members

As a self-described “pragmatic quilt-maker”, Kelly Ashton approaches quilt design and construction with a knowledge of and appreciation for the theoretical while searching for and developing skills and short-cuts that are practical. Kelly’s passion for patchwork covers a dichotomy between “microwave quilts” (quilts that are simple in design and quick to piece) to “crock-pot quilts” (quilts that are more intricate and complex in their construction), and she happily moves back and forth betwixt the two.....and everything in-between! Kelly is the author of Hexagons, Diamonds, Triangles, and More: Skill-Building Techniques for 60-Degree Patchwork, and her obsession with 60-degree patchwork continues. In addition to designing quilts, Kelly especially loves to teach and talk about quilts. Her motto is “Have quilts. Will travel.”



Kelly is a Bernina Ambassador and some of her classes can also be found on the Craftsy website (<https://www.craftsy.com>). Kelly resides in Overland Park, KS, USA with her husband, Jeff Seib. For more information, please check her website ([kellyquilter.com](http://kellyquilter.com)). In addition to quilty things, Kelly owns and operates The Creative Place, a retreat for quilters and other artists located in Spring Hill, KS.

On Friday, April 21 Kelly will be teaching Tumbling Blocks which is a wonderful study in color and value, in addition to being the perfect learning ground for set-in seams! The kit fee is \$20 and includes templates. Skill level – confident beginner and beyond.



On Saturday, April 22 Kelly will be teaching Painted Mountains a beautiful project that explores color, proportion, and an unusual setting with no Y seams. The kit fee is \$25 and includes templates required for the pattern. Skill level – confident beginner and beyond.





**Sharon Huffstetler, Singer Featherweights May 19 & 20 9:00am –3:30pm – \$55 members and \$75 non-members**

Sharon is the owner of Vintage Reflections, [www.vintagereflections.net](http://www.vintagereflections.net) in Camden SC. She started her business when she realized her love for vintage and antique machines was more than one woman could ever collect and use on her own. She wants to make sure that these machines are brought back to life so that they could go on to create for decades to come. She services, refurbishes and sells antique Singer machines. Sharon will be offering 2 workshops, Friday May 19 and Saturday May 20, teaching Singer Featherweight owners how to maintain their machines. She will also be available to service machines for \$55/machine.





**219 NC Hwy 98E Bunn, NC**  
 919-497-0828 • [www.thebrokenneedle.com](http://www.thebrokenneedle.com)

REGULAR SHOP HOURS  
 Tuesday-Saturday 10 am til 5 pm

Janome authorized dealer and service center.  
*Absolute lowest prices on Janome!*

**JANOME** Fabric - Notions - Patterns - Kits - Classes



**RosiQuilts**  
 Longarming Quilt Service

**Rosi Hanley**  
 504 Presidents Walk Lane  
 Cary, NC 27519  
 919-280-7160  
[rosiquiltsnc@gmail.com](mailto:rosiquiltsnc@gmail.com)



**Carrie Hauser**  
 Longarm Quilting Services

☎ 919-945-9195  
 ✉ [lovebuglongarming@gmail.com](mailto:lovebuglongarming@gmail.com)  
 📍 3801 Computer Dr., Suite 111  
 Raleigh, NC 27609  
 🌐 [www.lovebuglongarming.com](http://www.lovebuglongarming.com)  
 📱 @LovebugLongarming



**BULL TOWN FABRICS**


**J Leslie Moyer**

[bulltownfabrics.com](http://bulltownfabrics.com)  
 919-355-4900

# **42nd Quilt Show & Competition**

## **Smoky Mountain Quilters of Tennessee**

**DEADLINE TO ENTER: APRIL 22, 2023**



### **Show Dates:**

**Friday, June 23, 2023**

**9am – 5pm**

**Saturday, June 24, 2023**

**9am – 4pm**

**Knoxville Expo Center**

**5441 Clinton Hwy**

**Knoxville, TN**

**More than \$6000 in Awards**

**14 Categories**

**13 Special Awards**

**For information/Entry Forms**

**visit: [www.smokymtnquilters.com](http://www.smokymtnquilters.com)**

**email: [info@smokymtnquilters.com](mailto:info@smokymtnquilters.com)**



## CALL FOR ENTRIES IN THE 2023 SMOKY MOUNTAIN QUILTERS OF TENNESSEE SHOW

You labored for hundreds of hours on your latest creation, so why not share your quilt with others who will appreciate it? You may also get some well-deserved recognition for your hard work.

The Smoky Mountain Quilters of Tennessee will offer more than \$6,000 in awards at their show on June 23 and 24, 2023 at the Knoxville Expo Center in Tennessee. There will be 14 categories, including juniors, in which to enter your quilts and an additional 13 special awards.

Deadline for entries is April 22, 2023, so you have plenty of time to complete your masterpiece.

Please visit [www.smokymtnquilters.com](http://www.smokymtnquilters.com) for more information on the competition and for entry forms.



**7076 Ramsey St./HWY 401  
Fayetteville, NC 28311  
(910) 630-3912 Mon– Sat 9 am–5 pm  
<https://www.lovingstitches.net>**

*One of the Largest Quilt Shops On the East Coast!*

### Special February Savings Days!

- Feb 1st—25% off Patriotic fabrics
- Feb 14—25% off Red & White fabrics
- Feb 20th—25% off Notions
- Feb 1-11—25% off Isacord & Floriani threads
- Feb 13-18—25% off OESD Notions & Software
- Feb 20-28—25% off OESD Stabilizer

### February is National Embroidery Month!

- 25% off Bernina Embroidery bundle
- 25% off Bernina Plus Upgrade kit for 770QE
- 25% off Bernina/bernette Embroidery Hoops
- 50% off new SDT Embroidery modules for 5, 7 or 8 series machines with your trade in
- bernette 70 Deco & 79 on sale with free hoop
- Free SDT Embroidery module with the purchase of Bernina 500, 535, 570, 590, 700, 735, 770 QE Plus, 790 Plus, or 880 Plus (Excludes Kaffe models)  
Savings available while supplies last.  
0% Interest financing available.





## To place an ad in the *Thimbleful Newsletter*:

Email your ad to Lisa McLaughlin @ [scarletnewfie@gmail.com](mailto:scarletnewfie@gmail.com) and mail a check payable to:  
**Capital Quilters Guild.**

Ads are due by the third Thursday of the month for the next month's issue.

\$5—Classified  
\$5—Business Card  
\$10—Quarter Page  
\$20—Half Page

Capital Quilters Guild  
PO Box 20331  
Raleigh, NC 27619



*Whatever's Quilted*  
**Handi Quilter®**

Introducing the 15" Moxie  
For under \$5000

**We've Got your Back!**  
With more than **300** wide backs

**Arrow** Sewing Cabinets

**elna®**

We are here for all you quilting and sewing needs.  
During the pandemic, please call before coming

936 Gateway Commons Cir.  
Wake Forest 27587 888-546-0665  
[www.WhateversQuilted.com](http://www.WhateversQuilted.com)  
[Donna@WhateversQuilted.com](mailto:Donna@WhateversQuilted.com)  
Near Lowes Food on SR 98

Introducing **HQ Stitch**  
By Handi Quilter®  
THE RIGHT MACHINE FOR ANY TYPE OF PIECING, APPLIQUE OR QUILTING

**accuquilt®**  
better cuts make better quilts®



## Our Committee Reports...

### Comfort Quilts

Spotlight on Comfort Quilt Donations				
Charity	Goal for 22/23	Received in January	Received this Year	Drawing Winners
Quilts on Wheels	1000 Quilts!	27	233	Bonnie Kurth
Walker Bags		3	7	Donna White
Quilts for Kids		34	232	
Newborn Hats		26	129	
Flannel Receiving Blankets		0	34	
QFK Pillow Cases		8	53	Carol Swanson
SAFEchild/Green		36	386	
Comfort Quilts				
Other:		2	153	Total Items: 1227
Grand Total		Quilts: 870		

#### *Show and Tell*

Rosena Grott,  
&  
Dawn Sublette

#### *Name Tag Drawing*

Katie Mistele  
Joyce Patterson  
Alma Melish

*Don't see your name on the list?  
Be sure you stop by the Communications Table and give us your name!*

## Bee Keeper



If anyone would like to be part of a bee, please email me your full name and email address, phone number and city and zip code. Please note if you are looking for an AM or PM bee. I have a list of open bees so I will email you a copy. Please note that due to COVID some bees still aren't meeting in homes currently. I also do not have a bee near 27613.

"Billie" Houchens [sbshouchens@comcast.net](mailto:sbshouchens@comcast.net)

## Sunshine and Shadows

As *the Sunshine and Shadows* Chairperson, I will send out cards as needed to Guild members on behalf of the entire Guild. These cards are to express congratulations, get well wishes or condolences. Please contact me, Joni Amerson/  
Sunshine & Shadows, at: [information@capitalquilters.org](mailto:information@capitalquilters.org)



## TOP TO BOTTOM QUILTING

*Serving your machine quilting needs with  
End to End Specialty Quilting.*

*Many designs & threads for you to choose from.  
Drop offs/deliveries for local quilting plus shipping  
for out of town customers.*

[toptobottomquilting@outlook.com](mailto:toptobottomquilting@outlook.com)



Cindy Markham  
919-208-8941  
Raleigh, NC

## Block Party

This year's theme for block party is state blocks.

In December we had a block party extravaganza, with kits for three blocks given out. There was an easy block from Mississippi, a medium level block from Rhode Island, and a challenge block from Kentucky. Fifteen of the 19 Mississippi blocks were returned; the winner for these was Karen Wahle. All twelve Rhode Island blocks were returned and were won by Debby Femia, who also received a prize for completing the challenge block. Ten of the 12 Kentucky blocks were returned, and were won by Kim Zebrowski, along with a challenge block prize as well. Congratulations to our winners! If you were unable to return your block at the January meeting, please plan to return it at the February meeting.

January's block is from Colorado. There are no official state colors for Colorado, but their state flag is blue (for the sky), white (for the snowcapped mountains), gold (for the sunshine), and red (for the soil). The fabric for this block is blue and white. All 32 kits were distributed.

Please plan to return your block at the February meeting and remember to return your plastic bag too!

If you have any questions or need help with anything Block Party, please contact Jan at [jchvatal2@gmail.com](mailto:jchvatal2@gmail.com).

See you at the February meeting!

Thanks,

Jan Chvatal

Cindy Prow





# Colorado State Block

## Materials Needed:

**Fabrics 1 and 2:** One strip of white and one strip of light blue

(4 x 32 inches each)

Eight 4 inch squares of each fabric

4 x 4	4 x 4	4 x 4	4 x 4	4 x 4	4 x 4	4 x 4	4 x 4
-------	-------	-------	-------	-------	-------	-------	-------




**Notes:** Cut the squares carefully – you have just enough fabric to cut eight 4 inch squares.

Be sure to trim the squares in Photo 4 to 3 ½ inches as needed.

## Step 1

Mark a white square with a diagonal line, as shown in Photo 1. Sandwich the white square with a blue square, right sides together. Stitch ¼ inch away from the line on either side of the line, as shown in photo 2. Then cut on the drawn line. See photo 3. Press each seam toward the blue fabric. Trim each square to 3 ½ inches as needed. See photo 4. Repeat with all squares.



## Step 2

Lay out all half square triangles as shown in photo 5 below. Sew strips together by row. Be sure to match the corner diagonal seams. Press each row's seams in an alternating direction to make it easier to seam the rows. See photo 6. Seam row 1 to row 2, matching seams (straight and diagonal). Press the seam in one direction. Seam row 3 to row 4, matching seams (straight and diagonal). Press the seam in the same direction. See photo 7. Seam the top to the bottom, matching seams (straight and diagonal). Press the seam in the same direction as the other two seams



# CQG Quilt Show Committee

## Capital Quilters Quilt Show 2023

Kerr Scott Building – NC State Fairgrounds

March 17 and 18, 2023 (9:00 to 5:00)

Quilt show planning is continuing and we are still looking for people to shadow this year's committee leads to prepare for chairing a committee for the 2024 show. The critical open shadow position is for Quilt Registration and Intake. We are just beginning this process and is a perfect time for someone to assist Nancy and learn the process. If you are interested email Nora Bailey ([nbailey207@gmail.com](mailto:nbailey207@gmail.com)) or Sue Ann Jacko ([jhsajatko@bellsouth.net](mailto:jhsajatko@bellsouth.net)).

### Dates to Remember:

December 1 – Quilt Show Registration Begins. *Note: See registration information and rules at the end of the newsletter.*

#### January

January/February – Ribbon Construction Day – Date and Location TBD

January 19 – Volunteer Sign Up begins at Guild Meeting

January 31 – Quilt Show Registration Ends (or when we reach 180 quilts registered to be judged)

#### February

February 16 at Guild Meeting - Quilt Turn In

February 16 at Guild Meeting – Charity Auction Quilt Turn In

February 16 at Guild Meeting – Continue Volunteer Sign Ups

February 26 – Quilt Turn In and Charity Auction Quilt Turn in – Sunday 1:00 pm to 2:00 pm at Cary Quilting

February 26 – Quilt Turn In and Charity Auction Quilt Turn in – Sunday 3:00 pm to 4:00 pm at Bernina World of Sewing

#### March

March 11 -- Quilt Show Preview -- time and location TBD

March 12 -- Quilt Show Judging Day – time and location TBD

March 16 -- Quilt Show Set up

March 17 and 18 -- SHOW DAYS – 9:00 to 5:00

## Charity Auction Details

We are pleased to announce that our charity partner for the 2023 Capital Quilters Guild Quilt Show will be Riverside Ranch! Their mission is to positively impact individuals through therapeutic riding, equine assisted activities, and engaging with nature and animals. It's a wonderful organization and you can find out more about them here: [riversideranch.org](http://riversideranch.org).



Representatives from Riverside Ranch will be at the quilt show, so be sure to stop by to bid on a quilt and learn more in person. Here are the auction rules/requirements...

**Theme:** Farm/Ranch

**Quilt Material:** This year, along with our fabric quilted wall hangings, we will be allowing barn quilts, painted on wood and affixed with appropriate hangers. Both wood and fabric quilts must adhere to all other rules.

**Quilt Size:** 18" square or 72" total perimeter

**Quilt Drop Off:**

Feb 16 guild mtg

February 26 – Sunday 1:00 pm to 2:00 pm at Cary Quilting

February 26 – Sunday 3:00 pm to 4:00 pm at Bernina World of Sewing

Dates may be extended if we need more quilts

Quilt labels and hanging sleeves are appreciated for fabric quilts and hangers are required for wood barn quilts

All quilts will have a Buy It Now price of at least \$75

If you have any questions, please reach out to Laurie Day at [lkday914@gmail.com](mailto:lkday914@gmail.com).

# **Volunteer Information**

Volunteer Sign Ups will begin at the January Guild Meeting. The Quilt Show cannot be as successful as it is without the help of our Guild Members. We are fortunate that we have a large Guild full of members that are very generous with their time and talents. Below are the types of volunteers we need to staff our Show.

Volunteer shifts are 3 or 2 hour shifts with the exception of Quilt Review and Quilt Judging. Those volunteer shifts are all day shifts.

Volunteers should plan on arriving 15 minutes prior to their shift to allow for check in and get any necessary updates from the previous volunteers or quilt show co-chair.

Volunteers will receive a maximum of one free ticket to the show regardless of how many shifts they sign up for. Entry tickets can be used at any time during the show.

Below are listed the type of volunteer slots needed. Please review the list and see which ones might match your interest in preparation for sign up night at the January and February Guild Meetings. Volunteer Committee Chair will be at the Guild Meeting to answer any of your questions.

## **Quilt Review Day – March 11**

## **Quilt Judging Day – March 12**

Scribes, Fanners, Runners, Stackers and Recording Secretaries

## **Quilt Hanging – March 16**

## **Quilt Take Down – March 18**

## **Ticket Sales, Friday and Saturday**

## **Greeters; Friday and Saturday**

## **Silent Auction; Friday and Saturday**

## **Guild Quilt Raffle Sales; Friday and Saturday**

## **Boutique; Friday and Saturday**



# One Quilter's Experience

By Darlene Silverman

I do not hold myself out as an expert. I know that many of you know so much more than I do. I share my experience in the hope of helping newer quilters as well as to stimulate conversation among more experienced quilters. I welcome feedback and differing views, as we are all on this journey together and can only benefit from hearing each other. (If you are reading this in the newsletter, please weigh in on Facebook.)

## Charity (Comfort) Quilts

There are lots of reasons to love this Guild — the people, the workshops, the people, the library, the people, the quilt show, and . . . did I mention the rather fabulous people?

Once, my brother (who is prone to such random, yet probing questions) asked me, "What two qualities best define quilters?" I answered almost immediately, "Generosity and a high tolerance for tedium." The generosity of spirit that I see in quilters is what I love best. I have always been blown away by both the quantity and the quality of the quilts produced by members of this Guild — not just to keep, not just to give to their own families and loved-ones, but also to give to complete strangers in order to make their lives a little bit better, a little bit warmer and a little bit more beautiful.

The Remnants Bee, of which I am fortunate to be a member, did a two-year stint running Quilts on Wheels. I loved the intake — getting to admire and pet all of the wonderful works of so many of your hands and hearts. However, it was the outgo that made my heart sing. It was truly a joyous experience to go to a different nursing home each month and actually hand over to residents the quilts made by Guild members. The smiles elicited from the nursing home residents — their delight and appreciation — is something I will carry for the rest of my life.

On a personal level, making comfort quilts is not just good for our souls and/or karma, but also allows those of us who need it (e.g., me!) additional practice to improve our skills. There is that old saw that you have to spend 10,000 hours doing something in order to become proficient. I do not know if there is verifiable experimental data to back up that suspiciously round number, but let's agree that, prodigies aside, practice definitely helps! Why not get some of that practice while helping others?

Attending a Comfort Quilt Workshop is a fun way to participate. Making a comfort quilt in a social setting is a win/win! Hang out with old friends, make new ones, make a quick top from a pre-cut kit — what's not to like? The occasional door prize is just a cherry-on-top bonus.

## One Quilter's Experience (Continued)

I admit that I have been remiss lately in my own production of comfort quilts and am resolved after the upcoming quilt show to devote more time to making some. I know there are so many of you who devote your valuable time to making lovely quilts for the Guild's comfort quilt programs. Whether you donate the occasional quilt or you are a one-person comfort quilt factory, I hope you know how much of a difference your generosity makes in a recipient's life.

Coming next: From There to Here (or how I stumbled into quilting)

(Suggestions for future newsletter articles gratefully accepted.)



## **2022-23 Guild Leadership Board Members**

**President:** Anna Norris

**Vice President:** Sue Ann Jacko

**Secretary:** Marsha Tolley

**Treasurer:** Carolyn Wigmore

**Charity & Community Outreach:** Cathy Alvis

**Communications:** Lisa McLaughlin

**Fundraising:** Irene Thomas

**Membership:** Betsy Proctor-Roose

**Teachers & Workshops:** Ann O'Brien

**Member at Large 1:** Cindy Prow      **Member at Large 2:** Carolyn Ruby

## **Committee Members**

**Bee Keeper:** Billie Houchens

**Block Party:** Jan Chvatal

**Holiday Blocks:** The Remnants Bee (Darlene Silverman)

**Hostesses:** Katie Greenwood & Sandra Wilson

**Library:** Alma Mellish

**Quilts for Kids:** Maria Wall

**Quilts on Wheels:** Sue Hatch

**SAFEchild:** Vickie Peoples and Jan Jarrett

**Secret Sew-ciety:** *vacant*

**Social:** Maria Kleinman

**Sunshine & Shadows:** Joni Amerson

**Quilt Show:** Sue Ann Jacko & Nora Bailey

**To contact us, email:** [information@capitalquilters.org](mailto:information@capitalquilters.org)

# Upcoming Events!

## CQG Workshop Dates

April 21	"Tumbling Blocks" with Kelly Ashton
April 22	"Painted Mountains" with Kelly Ashton
May 19th and 20th	"Maintaining Your Singer Featherweight" with Sharon Huffstetler

## Quilt/Vendor Shows

March 17-18	Capital Quilters Guild Quilt Show, NC State Fairgrounds.
June 23-24	Knoxville Expo Center, 5441 Clinton Hwy, Knoxville, TN

## Other Events of Interest

*Let us know if there are any other events of interest you would like to see noted in our Newsletter.*





# Capital Quilters Guild Membership Form

July 1, 2022- June 30, 2023

Help us **confirm** that our records are accurate by completing **all** the information below:

Name: \_\_\_\_\_

Address: \_\_\_\_\_

City: \_\_\_\_\_ State: \_\_\_\_\_ Zip code: \_\_\_\_\_

Phone: \_\_\_\_\_ Email: \_\_\_\_\_

Birth Month \_\_\_\_\_ Birth day \_\_\_\_\_

Are you a new member? Yes \_\_\_\_\_ No \_\_\_\_\_

The Member Directory is published in print for a fee and available free on CQG **member-only** social media.

Please check this box if you do **NOT** wish to be included in the directory ☐

Are you a member of CQG's Facebook page? Yes \_\_\_\_\_ No \_\_\_\_\_

If you are a member of a bee, what is the name of your bee? \_\_\_\_\_

If you would like to join a bee, tell us your preference (please circle **ALL** of your preferences): Day/Night  
Weekday/Weekend North/South/East/West/Any Region Art/Hand/Charity/Other \_\_\_\_\_

## Membership Fees:

Please note that **all** members are required to pay dues. **(Please circle your membership type below)**

Regular Membership ..... \$40.00

Quilters aged 70 or older before July 1, 2022..... \$25.00

Junior Membership (18 years and younger; full scholarships are currently available).....~~\$25.00~~ 0.00

Printed CQG Membership Directory (to be picked up at the December meeting) ..... \$5.00

Optional donation (tax deductible) .....\$ \_\_\_\_\_

**Please bring this form with payment to the next meeting or mail to:**

**Capital Quilters Guild**

**PO Box 20331**

**Raleigh NC 27619-0331**

Date \_\_\_\_\_ Check # \_\_\_\_\_ Cash \_\_\_\_\_ Credit Card (last 4 digits) \_\_\_\_\_ Total: \_\_\_\_\_

## Capital Quilters Guild- Workshop Registration Spring 2023

Name \_\_\_\_\_

Phone \_\_\_\_\_

Address \_\_\_\_\_

Email \_\_\_\_\_

**In Person Workshop – Member fee: \$55 Non-member fee: \$75. Kit fee is paid to Teacher at Workshop**

<b>Teacher:</b>	<b>Class:</b>	<b>Date:</b>	<b>Amt: Cash/Ck#/Chg</b>
<u>Kelly Ashton</u>	<u>Tumbling Blocks (kit \$20)</u>	<u>4/21/23</u>	
<u>Kelly Ashton</u>	<u>Painted Mountains (kit \$25)</u>	<u>4/22/23</u>	
<u>Sharon Huffstetler</u>	<u>Featherweight Maintenance</u>	<u>5/19/23</u>	
<u>Sharon Huffstetler</u>	<u>Featherweight Maintenance</u>	<u>5/20/23</u>	
<u>Sharon Huffstetler</u>	<u>Featherweight Servicing TBS</u>	<u>5/18-20 w/Sharon - payment direct to Sharon</u>	

**Total:** \_\_\_\_\_

\*\*\*\*\*

**Payment: Due when you sign up.** Payment with charge card/cash available at monthly guild meeting or when you register via the Guild website – [www.capitalquilters.org](http://www.capitalquilters.org)

Make your check payable to : **Capital Quilters Guild**

**Mail your check and registration form to:**

Ann O'Brien  
1336 Holt Road  
Apex, NC 27523

**Location:** In person workshops will be held at  
**Highland United Methodist Church**  
1901 Ridge Rd Raleigh, NC 27607.

**Most Class hours: 9am-3:30pm Be sure to pack a bag lunch!**

**Refund Policy:** Full refund will be made if requested 30 days prior to the workshop. Without 30 days notice, you will only receive a refund if space can be filled from the waiting list. If not, you will receive a credit for a future class. The credit must be used within 1 year of receipt.

**Inquiries:** [information@capitalquilters.org](mailto:information@capitalquilters.org)