



The Thimbleful

Capital Quilters Guild

Raleigh, North Carolina

January 2023

Next Meeting

Thursday, January 19, 2023

6:30 Social

7:00 Meeting Begins

Location: Temple Beth Or

5315 Creedmoor Road

Raleigh, NC 27612

Remember to Bring:

Quilts for Show and Tell

Name tag

Membership Pin

Comfort Quilts

Workshop Sign-up Sheet

And of course.... A Quilting Friend!

Table of Contents

Page 2	President's Message
Page 3	President's Challenge
Page 5	Silent Auction
Page 6	From the Board
Page 12	Spring Workshops
Page 17	Our Committee Reports
Page 19	Block Party Pattern
Page 22	Quilt Show 2023
Page 25	One Quilter's Experience
Page 27	Guild Leadership
Page 28	Upcoming Events
Page 29	Forms

In This Month's Issue:

- President's Letter and Challenge Pattern
- Shhh! It's a Silent Auction!



President's Message

Happy New Years! This always seems to be a time of year to make resolutions for the new year and I always include something related to quilting. This year I have decided to concentrate on organizing my quilting space, particularly my sewing notions. How about you? Any quilt related new year's resolutions in place for 2023?

January is going to be an active month for the guild. The Quilt Show Committee is very busy preparing for the quilt show. Hopefully, you are busily finishing your quilts to enter them into the show. Remember that the committee only needs a picture of the top to register it. Registration can be completed online by going to our website at www.capitalquilters.org and following the links for the 2023 Quilt Show. If you have any questions, please feel free to reach out to Nancy Honeycutt. More information about the rules and categories can be found in the newsletter. Please do not forget to enter (especially in the President's Challenge).

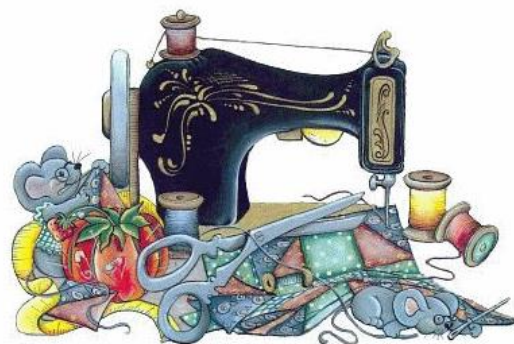
After much anticipation, the silent auction will be held at the guild meeting on January 19th. If you have never participated, this is the moment to clean out your sewing room of items that you may not want any more including books, notions, patterns, fabrics, UFOs, etc. Please place your items in small groups and print out the bid sheet found in the newsletter for each item. During the meeting, members will walk around bidding on the items in \$1 increments. At the end, winners will be pick up their items and purchase them by cash, check or credit cards. All items that are not sold will be donated. If you have any questions, please contact Sue Ann Jacko at information@capitalquilters.org. All proceeds go to supporting our guild.

Volunteering is a key part of helping our guild thrive. Some positions take a little time and some are a bit more time consuming. However, without your help, the guild suffers and we become limited in what we can offer to the membership. If you have ever thought about becoming involved, this is the moment to learn. We are currently looking for people who would like to shadow board or committee positions. This is the perfect opportunity to watch the jobs in action and determine if it is something you would enjoy doing. Please reach out to me at information@capitalquilters.org if you are interested in volunteering for any board, committee or quilt show position. I am happy to discuss it further and we would love your help. You could even recruit a fellow member and co-chair!

Finally, January is a great month to learn more about the guild and have any questions answered. New Member Orientation is open to any member and will be held at 7 pm on February 9th via zoom. A google form will be sent out to sign up or you can email information@capitalquilters.org. In addition, members having any questions regarding the guild finances or general workings are welcome to email questions to information@capitalquilters.org. We will compile the list and address as many as possible at the guild meeting on January 19th. By submitting questions in advance, we can organize and address as many questions as possible so that we can have plenty of time for the silent auction.

Happy Quilting!

Anna



President's Challenge Pattern

A View Through My Window

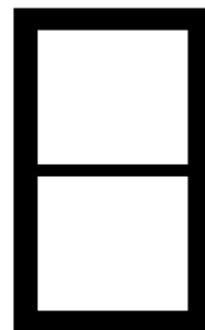
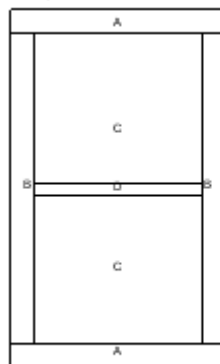
2023 President's Challenge

Finished Size: 18"x30"

Pattern Notes:

All pieces listed below are unfinished.

Use a ¼" seam allowance.



Fabric: Kona Jet Black #114

Cutting Instructions: While supplies last, the guild is providing a 5" piece of 60" wide Kona Jet Black. (These instructions are based on a 60" WOF)

From the 5" piece provided, subcut into 2 – 2 ½" strips.

Subcut 1 of the 2 ½" strips into

2 – 26 ½" strips (Piece B)

Subcut 1 of the 2 ½" strips into

2 – 18 ½" strip (Piece A) **be sure to leave a strip that will yield one piece to be 14 ½" long**
1 – 14 ½" strip

Trim the 14 ½" x 2 ½" strip to 14 ½" x 1 ½" (Piece D - for center sashing of window)

The 2 inside sections of the window (the top and bottom of the window) will equal 14 ½" W x 13" H (Piece C).

Assembly:

1. After completing Pieces C (the top and bottom of the view in/out of your window), connect/join them by sewing Piece D between them. Press seam allowances towards the black fabric.
2. Add Pieces B (1 to each of the right and left sides) as a Left and Right Border/window frame. Press seam allowances towards the black fabric.
3. Add Pieces A (1 to the top and 1 to the bottom) as the top and bottom border/window frame. Press seam allowances towards the black fabric.
4. Finish the quilt either by binding the quilt with Kona Jet Black Fabric or by facing the quilt. The quilt must also have a sleeve and label following the specifications set by the 2023 Quilt Show Rules. (**NOTE:** For display purposes, the Kona Jet Black fabric must be the final element at all outside edges of the quilt.)

Please contact Anna Norris with any questions at ayarur@yahoo.com.

A View Through My Window – President’s Challenge 2023

“A short story is what you see when you look out of the window.” -Mavis Gallant

This year, I challenge our quilt guild members to create a window scene either looking in or out of a window. All the windows will have the same frame and measure 18”x30”. A piece of Kona Jet Black fabric, which was donated by Bernina World of Sewing, will be provided as well as a pattern for the window frame. All styles of quilting are welcomed, and the goal is to hang them at the 2023 Capital Quilters Guild Quilt Show as if you are looking into or out of an apartment building. Please join me in creating what is sure to be a beautiful installation.

The Rules....

1. The finished quilt must measure 18” wide by 30” long.
2. While supplies last, each member will be provided a piece of Kona Jet Black fabric which should be used as the window frame. Additional Kona Jet Black fabric can be purchased at your local quilt shop for windowpane dividers/mullions/grilles/muntins.
3. The quilt must be finished with a binding which should be the same fabric as the window frame (Kona Jet Black) or by finishing your edges by adding facing to the quilt (ie. using a pillowcase method.) Please note that to be eligible for judging, quilting must be seen on the back of the quilt. Additional fabric for the binding can be purchased at your local quilt shop.
4. All quilts must satisfy all requirements as set forth by the 2023 Quilt Show Rules and must have a sleeve following those specifications.
5. Quilts will be due by the 2023 Capital Quilters Quilt Show Entry Deadline. Exact due dates will be published once the quilt show committee announces them. Please know that having your project judged is OPTIONAL. Please feel free participate within the category as a non-judged quilt. However, all non-judged quilts must be registered by the quilt show entry deadline and submitted by preview day.
6. Participation is for 2022-2023 Capital Quilt Guild Members only.

This Month's Meeting: Silent Auction Fundraiser!

Hurray! It is that time again.

Time to clean out your sewing space and bring your extra items to the Quilt Guild meeting, January 19th. Be prepared to take home some new treasures.

Due to change shortages, bids will be in \$1.00 increments. Cash, checks or credit cards accepted. Please group small items together in a bag.

If your items do not sell, please take them with you at the end of the meeting. Please use the bid sheet at the back of the newsletter for each item donated.

Going once, twice, SOLD!

Masking at Meetings

As COVID, influenza and other respiratory viruses are rising, members are again encouraged to wear their masks at guild gatherings as an extra safety precaution. If you are feeling unwell, please stay home, take care of yourself and we will see you next time.



From The Board...

Fundraising

Hello Members,

Boy is life flying. Our quilt show is almost here and I still have raffle tickets for our wonderful raffle quilt available. So stop by the table during the meetings and pick up some for your family and friends!

Reminder that if you ordered a guild t shirt, please come see Mary Cardon at the meeting and pick it up.

We also have a few spots left for selling tickets at the Astronomy Days, NC Museum of Natural Sciences Raleigh in January.

SATURDAY 28th	SUNDAY 29TH
2:30-5:30 (one person)	11:30-2:30 (two people)



One more thing, January is Silent Auction time. It's time to clean out your sewing room! If you have items you no longer need, bring them to the January meeting. Proceeds go directly to the guild.

You can always contact me at buckeyegirlict@gmail.com

Thank you for your commitment to our guild!!! Irene Thomas

Membership

We are still accepting membership renewal with the new Membership Form for 2022-2023. Please print the form found in the forms section of the newsletter or on our website at www.capitalquilters.org. Complete it and bring it to the meeting this month. Don't forget your membership fee! You can also mail the form and payment to Capital Quilt Guild, PO Box 20331, Raleigh, NC 27619-0331.



Shop Hours
 Mon - Sat 10 - 5
 Tuesday 10 - 7
 Sunday 1 - 5



935 N Harrison Ave, Cary, NC 27513
 (919) 238-9739 caryquilting.com



Voted Best
 Fabric Store
 in the Triangle
 4 years in a row!



Come
 visit us to
 see why!

CELEBRATING OUR
 4TH YEAR IN BUSINESS

- 2000+ bolts of fabric
- Hand & machine embroidery supplies
- Wide variety of classes
- Facebook LIVE every weekday morning at 9:30AM

Quilts Like Crazy and Embroidery

Quilting, sewing, embroidery supplies, & more!

STORE HOURS

Monday	10AM - 12:30PM
Tuesday	10AM - 5PM
Wednesday	10AM - 5PM
Thursday	10AM - 5PM
Friday	10AM - 5PM
Saturday	10AM - 3PM
Sunday	CLOSED



1241-08 South Main Street, Wake Forest, NC 27587
 www.quiltslikecrazy.com (984) 237-0071



Door Prize Donors: Thank you!!

Sally McLaurin and The CQG Stash!



INCLEMENT WEATHER POLICY

Please remember the Capital Quilters Guild meetings follow

Wake County Schools' closings:

If schools close early or all day we will not meet.

If afterschool activities are cancelled we will not meet.



·LONGARMING·

**Now located in Raleigh
off of Six Forks Rd!**

- Edge-To-Edge Quilting
- Embroidered Labels
- Quilt Trimming & Binding Services
- Batting available on the roll
- 12 foot frame able to handle up to king size quilts!



Call/Text: 919-945-9195
Email: lovebuglongarming@gmail.com
www.lovebuglongarming.com
@LovebugLongarming

Spring 2023 Workshops

Kelly Ashton, April 21 & 22 – \$55 members and \$75 non-members

As a self-described “pragmatic quilt-maker”, Kelly Ashton approaches quilt design and construction with a knowledge of and appreciation for the theoretical while searching for and developing skills and short-cuts that are practical. Kelly’s passion for patchwork covers a dichotomy between “microwave quilts” (quilts that are simple in design and quick to piece) to “crock-pot quilts” (quilts that are more intricate and complex in their construction), and she happily moves back and forth betwixt the two.....and everything in-between! Kelly is the author of Hexagons, Diamonds, Triangles, and More: Skill-Building Techniques for 60-Degree Patchwork, and her obsession with 60-degree patchwork continues. In addition to designing quilts, Kelly especially loves to teach and talk about quilts. Her motto is “Have quilts. Will travel.”



Kelly is a Bernina Ambassador and some of her classes can also be found on the Craftsy website (<https://www.craftsy.com>). Kelly resides in Overland Park, KS, USA with her husband, Jeff Seib. For more information, please check her website (kellyquilter.com). In addition to quilty things, Kelly owns and operates The Creative Place, a retreat for quilters and other artists located in Spring Hill, KS.

On Friday, April 21 Kelly will be teaching Tumbling Blocks which is a wonderful study in color and value, in addition to being the perfect learning ground for set-in seams! The kit fee is \$20 and includes templates. Skill level – confident beginner and beyond.



On Saturday, April 22 Kelly will be teaching Painted Mountains a beautiful project that explores color, proportion, and an unusual setting with no Y seams. The kit fee is \$25 and includes templates required for the pattern. Skill level – confident beginner and beyond.



Sharon Huffstetler, Singer Featherweights May 19 & 20 9:00am –3:30pm – \$55 members and \$75 non-members

Sharon is the owner of Vintage Reflections, www.vintagereflections.net in Camden SC. She started her business when she realized her love for vintage and antique machines was more than one woman could ever collect and use on her own. She wants to make sure that these machines are brought back to life so that they could go on to create for decades to come. She services, refurbishes and sells antique Singer machines. Sharon will be offering 2 workshops, Friday May 19 and Saturday May 20, teaching Singer Featherweight owners how to maintain their machines. She will also be available to service machines for \$55/machine.



Whatever's
Quilted

Handi Quilter®



Introducing the 15" Moxie
For under \$5000




We've Got your Back!
With more than **300** wide backs



elna®



We are here for all you quilting and sewing needs.
During the pandemic, please call before coming

936 Gateway Commons Cir.
Wake Forest 27587 888-546-0665
www.WhateversQuilted.com
Donna@WhateversQuilted.com
Near Lowes Food on SR 98



Introducing HQ Stitch
By Handi Quilter®

THE RIGHT MACHINE FOR ANY TYPE OF PIECING, APPLIQUE OR QUILTING.



accuquilt®
better cuts make better quilts®



219 NC Hwy 98E Bunn, NC
919-497-0828 • www.thebrokenneedle.com

REGULAR SHOP HOURS
Tuesday-Saturday 10 am til 5 pm

Janome authorized dealer and service center.
Absolute lowest prices on Janome!



JANOME

Fabric - Notions - Patterns - Kits - Classes

To place an ad in the *Thimbleful Newsletter*:

Email your ad to Lisa McLaughlin @ scarletnewfie@gmail.com and mail a check payable to:
Capital Quilters Guild.

Ads are due by the third Thursday of the month for the next month's issue.

\$5—Classified
\$5—Business Card
\$10—Quarter Page
\$20—Half Page

Capital Quilters Guild
PO Box 20331
Raleigh, NC 27619



Our Committee Reports...

Comfort Quilts

Spotlight on Comfort Quilt Donations				
Charity	Goal for 22/23	Received in December	Received this Year	Drawing Winners
Quilts on Wheels	1000 Quilts!	19	209	Maureen Stilwell
Walker Bags		0	4	Millie Bozek
Quilts for Kids		24	198	
Newborn Hats		33	103	
Flannel Receiving Blankets		0	34	
QFK Pillow Cases		1	45	Anne' Bowman
SAFEchild/Green		37	350	
Comfort Quilts				
Other:				
Grand Total		Quilts: 773		Other Items: 1091

Show and Tell

First Time Show and Tell:

Pat Cacace, Julia Kolb and Margaret Jackson!

More Show and Tell:

Brenda Keely and Kelly Perrin

Name Tag Drawing

Joanne Wilson

And

Kim Zebrowski

Don't see your name on the list?

Be sure you stop by the Communications Table and give us your name!

Winners from our Holiday Celebration

Holiday Block:

Stars	Anna' Bowman and Jennie Hertzog
Carolina Lily	Bonnie Kurth
Penguins 1	Linda Brothers
Penguins 2	Maria Reimann
Scrappy Boutique	Carole Kinnamont
Trees	Jan Chvatal
Sawtooth Pinwheel	Anna' Bowman
Sailboat	Maria Reimann
Triangles—UNC	Linda Brothers
Duke	Roberta Miller Haraway
NCSU	Sue Hatch
Remnants Bee	Debbie Femia
Christmas Presents	Chris McCarthy
Holiday Stash Buster	Chris McCarthy

Naughty or Nice:

Martha Bragg	Shirley Wasson
Julia Kolb	Stella Jordan

Table Toppers: (Thanks to Maria Kleinman and the Cutting Bee!)

Karen Kirschner	Diane Lebovictz
Melody Gerdes	Myra Martin
Jan Vincent	Maria Wall
Mary Cardon	Jennifer Fisher

Note: For those who don't see their names...Please make sure you visit me at the Communications Table next time you win!

Bee Keeper



If anyone would like to be part of a bee, please email me your full name and email address, phone number and city and zip code. Please note if you are looking for an AM or PM bee. I have a list of open bees so I will email you a copy. Please note that due to COVID some bees still aren't meeting in homes currently. I also do not have a bee near 27613.

"Billie" Houchens sbshouchens@comcast.net

Sunshine and Shadows

As *the Sunshine and Shadows* Chairperson, I will send out cards as needed to Guild members on behalf of the entire Guild. These cards are to express congratulations, get well wishes or condolences. Please contact me, Joni Amerson/
Sunshine & Shadows, at: information@capitalquilters.org



TOP TO BOTTOM QUILTING

*Serving your machine quilting needs with
End to End Specialty Quilting.*

*Many designs & threads for you to choose from.
Drop offs/deliveries for local quilting plus shipping
for out of town customers.*

toptobottomquilting@outlook.com



Cindy Markham
919-208-8941
Raleigh, NC

Block Party

This year's theme for block party is state blocks. In December participants returned the Massachusetts state blocks that were distributed in November. Thirty-two were taken and 24 were returned. We had two winners - Joyce Bubar and Ann Cobb. Congratulations! If you were not able to return your block at the December meeting, please plan to turn it in at the block party table at the January meeting.

In December we had a block party extravaganza, with three blocks available. There was an easy block from Mississippi, a medium level block from Rhode Island, and a challenge block from Kentucky. In January there will be prize drawings for the Rhode Island and Kentucky blocks. All kits were given out. Please plan to return your blocks at the January meeting.

If you have any questions or need help with anything Block Party, please contact Jan at jchvatal2@gmail.com.

See you at the December meeting!

Thanks,

Jan Chvatal



**7076 Ramsey St./HWY 401
Fayetteville, NC 28311
(910) 630-3912 Mon- Sat 9 am-5 pm
<https://www.lovingstitches.net>**

One of the Largest Quilt Shops On the East Coast!

Happy New Year!
We look forward to serving you in 2023!

Come Visit Us at These Shows:

Quilting Marketplace
Sanford, NC
Jan 13th-14th

Quilting & Needle Arts
Statesville, NC
Jan 27th-28th

Select Bernina machines will be on Sale in Sanford.
See & test drive our Bernina longarm machines in Statesville.

Ricky Tims Event Feb 3rd & 4th

This two-day event at our store is a comprehensive quilt symposium to teach you new techniques & creativity. Register at this link:
www.letsquilttogether.com

Don't miss our big, beautiful January, February & March 2023 Newsletter! Get your copy at our store or on our website. You'll love all the new classes, events, virtual events, and sales we have planned for you! Sign up to receive our monthly emails at our website too.



CQG Quilt Show Committee

Capital Quilters Quilt Show 2023

Kerr Scott Building – NC State Fairgrounds

March 17 and 18, 2023 (9:00 to 5:00)

Quilt show planning is continuing and we are still looking for people to shadow this year's committee leads to prepare for chairing a committee for the 2024 show. The critical open shadow position is for Quilt Registration and Intake. We are just beginning this process and is a perfect time for someone to assist Nancy and learn the process. If you are interested email Nora Bailey (nbailey207@gmail.com) or Sue Ann Jacko (jhsajatko@bellsouth.net).

Dates to Remember:

December 1 – Quilt Show Registration Begins. *Note: See registration information and rules at the end of the newsletter.*

January

January/February – Ribbon Construction Day – Date and Location TBD

January 19 – Volunteer Sign Up begins at Guild Meeting

January 31 – Quilt Show Registration Ends (or when we reach 180 quilts registered to be judged)

February

February 16 at Guild Meeting - Quilt Turn In

February 16 at Guild Meeting – Charity Auction Quilt Turn In

February 16 at Guild Meeting – Continue Volunteer Sign Ups

February 26 – Quilt Turn In and Charity Auction Quilt Turn in – Sunday 1:00 pm to 2:00 pm at Cary Quilting

February 26 – Quilt Turn In and Charity Auction Quilt Turn in – Sunday 3:00 pm to 4:00 pm at Bernina World of Sewing

March

March 11 -- Quilt Show Preview -- time and location TBD

March 12 -- Quilt Show Judging Day – time and location TBD

March 16 -- Quilt Show Set up

March 17 and 18 -- SHOW DAYS – 9:00 to 5:00

Charity Auction Details

We are pleased to announce that our charity partner for the 2023 Capital Quilters Guild Quilt Show will be Riverside Ranch! Their mission is to positively impact individuals through therapeutic riding, equine assisted activities, and engaging with nature and animals. It's a wonderful organization and you can find out more about them here: riversideranch.org.



Representatives from Riverside Ranch will be at the quilt show, so be sure to stop by to bid on a quilt and learn more in person. Here are the auction rules/requirements...

Theme: Farm/Ranch

Quilt Material: This year, along with our fabric quilted wall hangings, we will be allowing barn quilts, painted on wood and affixed with appropriate hangers. Both wood and fabric quilts must adhere to all other rules.

Quilt Size: 18" square or 72" total perimeter

Quilt Drop Off:

Feb 16 guild mtg

February 26 – Sunday 1:00 pm to 2:00 pm at Cary Quilting

February 26 – Sunday 3:00 pm to 4:00 pm at Bernina World of Sewing

Dates may be extended if we need more quilts

Quilt labels and hanging sleeves are appreciated for fabric quilts and hangers are required for wood barn quilts

All quilts will have a Buy It Now price of at least \$75

If you have any questions, please reach out to Laurie Day at lkday914@gmail.com.

Volunteer Information

Volunteer Sign Ups will begin at the January Guild Meeting. The Quilt Show cannot be as successful as it is without the help of our Guild Members. We are fortunate that we have a large Guild full of members that are very generous with their time and talents. Below are the types of volunteers we need to staff our Show.

Volunteer shifts are 3 or 2 hour shifts with the exception of Quilt Review and Quilt Judging. Those volunteer shifts are all day shifts.

Volunteers should plan on arriving 15 minutes prior to their shift to allow for check in and get any necessary updates from the previous volunteers or quilt show co-chair.

Volunteers will receive a maximum of one free ticket to the show regardless of how many shifts they sign up for. Entry tickets can be used at any time during the show.

Below are listed the type of volunteer slots needed. Please review the list and see which ones might match your interest in preparation for sign up night at the January and February Guild Meetings. Volunteer Committee Chair will be at the Guild Meeting to answer any of your questions.

Quilt Review Day – March 11

Quilt Judging Day – March 12

Scribes, Fanners, Runners, Stackers and Recording Secretaries

Quilt Hanging – March 16

Quilt Take Down – March 18

Ticket Sales, Friday and Saturday

Greeters; Friday and Saturday

Silent Auction; Friday and Saturday

Guild Quilt Raffle Sales; Friday and Saturday

Boutique; Friday and Saturday

One Quilter's Experience

By Darlene Silverman

I do not hold myself out as an expert. I know that many of you know so much more than I do. I share my experience in the hope of helping newer quilters as well as to stimulate conversation among more experienced quilters. I welcome feedback and differing views, as we are all on this journey together and can only benefit from hearing each other. (If you are reading this in the newsletter, please weigh in on Facebook.)

The Recipient is Everything — the Limits of Finickiness

(Well, maybe not everything. But most of it.)

I am a slow quilt-maker. At each step of the process, my own finickiness slows me down. For the most part, this does not particularly bother me as I do enjoy the process. However, I do envy my friends who are (unlike myself) able both to create beautiful quilts AND to produce more of them.

I am the last person in the world to suggest that anyone is spending TOO much time on a given quilt or is being TOO finicky about precision. (This would be too much of a pot/kettle thing!) There is no end to my ability to torture myself over seams that should match, design elements that should align, or colors that should more precisely blend. But the worst is that I am an impossibly slow quilter. Not as in “put-it-aside-and-get-to-it-later” (although I do that, too), but more like “actively-working-on-it-but-cannot-stop-fussing-over-this-thing”.

In defense of my sanity, I do not quilt equally slowly with every single quilt. That is one station past my crazy train's final stop. Structurally, I rip-and-resew seams as many times as necessary to satisfy my own persnickiness, which is quite high. But I make a heavy investment in quilting on only one or two quilts a year. All other quilts are more proportional in terms of where I invest my quilting effort and time. My decisions are mainly based on three things:

1. Who is the recipient?
 2. Regardless of the recipient, do my heart and eye tell me that this top needs some special quilting? (Sometimes quilting is the true purpose for making the quilt.)
- Am I trying to impress someone other than the recipient (i.e., a judge)?

But mostly, it's the recipient.

Babies should probably always get overall quilting or minimal custom quilting. If you are making a baby an heirloom quilt, meant to be put away or hung on a wall, never to be touched, that is one thing, but most baby quilts are meant to be cuddled, spit up on, dragged around and generally abused. I try not to let baby quilts take up too much of my quilting time or effort past making sure that they are appealing and are structurally sound enough to hold up to the aforementioned abuse.

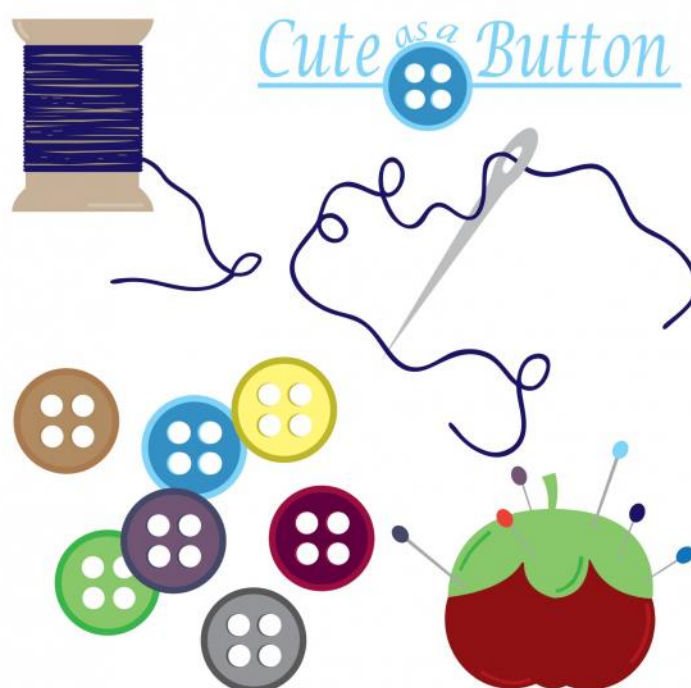
One Quilter's Experience—Continued

There are a number of ways to create your own personal effort hierarchy — degree of relationship; degree of affection; degree to which you are invested in the quilt; toss of the dice. I think about all of the above (well, maybe not the dice), but mostly I allocate my efforts based on whether the recipient knows the difference. In my world, it seems very few people know the difference between overall quilting and custom quilting or even the difference between minimal custom quilting and gonzo-go-for-broke custom quilting. Most think I've performed a magic trick simply by sewing two pieces of fabric together. Unfortunately, this is not true of my children. They are sufficiently educated at this stage to be knowledgeable critics of quilt construction and artistry. They most certainly know whether their mama put in the time or just phoned it in. I can't get away with anything.

Each quilt is a unique creation, worthy of the time and effort you put into it. However not every single quilt is a masterpiece, worthy of unending hours of effort. This is one of the elements of quilt-making with which I struggle. Sometimes you just have to, in the immortal words of my friend Brenda Keely, "Get 'er done!"

What about you? Does your finickiness sometimes stand in your way?

Coming up: Charity Quilts



2022-23 Guild Leadership Board Members

President: Anna Norris

Vice President: Sue Ann Jacko

Secretary: Marsha Tolley

Treasurer: Carolyn Wigmore

Charity & Community Outreach: Cathy Alvis

Communications: Lisa McLaughlin

Fundraising: Irene Thomas

Membership: Betsy Proctor-Roose

Teachers & Workshops: Ann O'Brien

Member at Large 1: Cindy Prow **Member at Large 2:** Carolyn Ruby

Committee Members

Bee Keeper: Billie Houchens

Block Party: Jan Chvatal

Holiday Blocks: The Remnants Bee (Darlene Silverman)

Hostesses: Katie Greenwood & Sandra Wilson

Library: Alma Mellish

Quilts for Kids: Maria Wall

Quilts on Wheels: Sue Hatch

SAFEchild: Vickie Peoples and Jan Jarrett

Secret Sew-ciety: *vacant*

Social: Maria Kleinman

Sunshine & Shadows: Joni Amerson

Quilt Show: Sue Ann Jacko & Nora Bailey

To contact us, email: information@capitalquilters.org

Upcoming Events!

CQG Workshop Dates

April 21	"Tumbling Blocks" with Kelly Ashton
April 22	"Painted Mountains" with Kelly Ashton
May 19th and 20th	"Maintaining Your Singer Featherweight" with Sharon Huffstetler

Quilt/Vendor Shows

March	Capital Quilters Guild Quilt Show, NC State Fairgrounds.
-------	--

Other Events of Interest

Let us know if there are any other events of interest you would like to see noted in our Newsletter.



Capital Quilters Guild Membership Form

July 1, 2022- June 30, 2023

Help us **confirm** that our records are accurate by completing **all** the information below:

Name: _____

Address: _____

City: _____ State: _____ Zip code: _____

Phone: _____ Email: _____

Birth Month _____ Birth day _____

Are you a new member? Yes _____ No _____

The Member Directory is published in print for a fee and available free on CQG **member-only** social media.

Please check this box if you do **NOT** wish to be included in the directory ☐

Are you a member of CQG's Facebook page? Yes _____ No _____

If you are a member of a bee, what is the name of your bee? _____

If you would like to join a bee, tell us your preference (please circle **ALL** of your preferences): Day/Night
Weekday/Weekend North/South/East/West/Any Region Art/Hand/Charity/Other _____

Membership Fees:

Please note that **all** members are required to pay dues. **(Please circle your membership type below)**

Regular Membership \$40.00

Quilters aged 70 or older before July 1, 2022..... \$25.00

Junior Membership (18 years and younger; full scholarships are currently available).....~~\$25.00~~ 0.00

Printed CQG Membership Directory (to be picked up at the December meeting) \$5.00

Optional donation (tax deductible)\$ _____

Please bring this form with payment to the next meeting or mail to:

Capital Quilters Guild

PO Box 20331

Raleigh NC 27619-0331

Date _____ Check # _____ Cash _____ Credit Card (last 4 digits) _____ Total: _____

2023 Capital Quilters Guild Quilt Show March 17-18, 2023

Entry forms will be accepted starting 12/01/2022. All entry forms must be received by 1/31/2023 at 11:59 p.m. Quilts may be turned in starting 2/16/2023. All quilts must be received by 2/28/2023. We prefer that you submit your entry online at <https://capitalquilters.org/quilt-show-2023-registration/>. Entries may be brought to a guild meeting or delivered to a committee member. Do not mail quilts. Please read all Quilt Entry Instructions for rules. Completed forms with pictures may be emailed to **CQGQuiltShowReg2023@gmail.com** or mailed to Nancy Honeycutt 6809 Lynnoak Dr Raleigh NC 27613. A SEPARATE ENTRY FORM MUST BE COMPLETED FOR EACH ITEM ENTERED.

Section A: Entry Identification (Please print or type, additional information may be attached.)

Name: _____

Email Address: _____ Phone**: _____

Address: _____

Entry Name: _____

Pattern Name and Designer: _____

Entry made by: _____ Entry quilted by: _____

Size in inches: _____ width _____ length _____ perimeter

** We want to be able to contact you the Saturday of the show.

Check one predominant quilting method:

- ☐ Hand quilted
☐ Hand guided machine quilted
☐ Computer guided machine quilted

This quilt was made from a kit: ☐ Yes ☐ No

This quilt is to be judged: ☐ Yes ☐ No Non-judged quilts will be displayed as space permits.

Description: _____

Attach a photograph. Digital computer printout is acceptable. Photos are not returnable and are used for record keeping purposes only. The quilt must be recognizable by color and pattern in the photo.

Class or Challenge (if any) _____

Section B: Entry Category Number and Name:

Please review the category list and select carefully. The committee reserves the right to reassign a quilt to a different category if deemed appropriate. RETURN THIS PAGE AND THE PHOTO TO Nancy Honeycutt 6809 Lynnoak Dr Raleigh , NC 27613 or email to **CQGQuiltShowReg2023@gmail.com**

Quilt Show Categories

100, Individual, Pieced, Computer-guided machine quilting
200, Individual, Pieced, Hand-guided long-arm machine quilting
300, Individual, Pieced, Hand-guided stationary machine quilting
400, Individual, Mixed/Other techniques, Computer-guided machine quilting
500, Individual, Mixed/Other techniques, Hand-guided long arm machine quilting
600, Individual, Mixed/Other techniques, Hand-guided stationary machine quilting
700, Individual, Hand Quilted, Any Technique
800, Duet, made by 2 persons, all techniques
900, Group, made by 3 or more persons, all techniques
1000, Modern
1100, Miniature (no side larger than 30" on any side and small in scale)
1200 Art
1300 Pictorial
1400, Wearable Art and Accessories
1500, Special Exhibit – CQG President's Challenge 2022-23 entries, all techniques

Technique Definitions:

Pieced: Piecing is the predominant technique in amount and effect.

Mixed: A relatively even amount of piecework and appliqué.

Other: One special technique is used to develop the design of the top, such as applique, whole cloth, surface design, crazy quilt, cathedral window, embroidery, yo-yos, etc.

Computer-guided machine quilting: ANY quilting with programmed motifs produced without the quilter guiding the quilting manually

Hand-guided long arm machine quilting: Quilted on any machine where the quilter manually guided the needle across the fabric for ALL quilting.

Hand-guided stationary machine quilting: Quilted on any machine where the quilter manually guided the fabric under a stationary needle for all quilting.

Category Definitions:

Individual Quilt: All elements of assembling, quilting and binding the quilt are done by the individual entering the quilt.

Duet Quilt: Two people involved in the completion of the quilt. Includes quilting by a person other than the maker of the top. Includes all techniques.

Group Quilt: Three or more people involved in the completion of the quilt. Includes all techniques.

Modern: Inspired by modern design. Includes but not limited to the use of bold colors and prints, high contrast and graphic areas of solid color, improvisational piecing, minimalism, expansive negative space, and alternative grid work. Also, Modern Traditionalism, the updating of classic quilt designs.

Miniature Quilt: Completely scaled down in all features from a large quilt design. No larger than 30" per side. Block size no larger than 4" finished. All techniques included in this category.

Pictorial Quilts: Has a visual representation of an image on the quilt surface. It may include, but is not limited to, faces, animals and/or landscapes. Includes all techniques.

Art Quilt: Your ORIGINAL design reflecting innovative construction and design techniques, theme or subject matter, and/or materials. No commercial patterns or copies of previous works. Quilts must be made of some fabric, have three layers, and contain quilting.

Wearable Art and Personal Accessories: Designed to be worn/used (such as clothing, totes, purses, planner covers, etc.) Includes all techniques. No pillows, table runners or other home furnishing items.

SPECIAL EXHIBIT CQG President's Challenge 2022-23: CQG Members were given a piece of Kona black fabric and instructions to make an 18 x 30 quilt of their choice, with the given fabric forming a window frame, and the quilter's choice of what can be seen through the window, either looking in or looking out.

2023 Capital Quilters Guild Quilt Show Rules

QUILT REGISTRATIONS MUST BE IN BY JANUARY 31ST, 2023.

Quilt Registration will open December 1, 2022, and will be closed 11:59 PM 1/31/2023 or **when 175 quilts have been registered.**

The preference is for registrations to be done online, at <https://capitalquilters.org/quilt-show-2023-registration/> An email will be sent at the end of the registration process to confirm your registration. If you have a spam filter set up for your email, please whitelist **CQGQuiltShowReg2023@gmail.com** to ensure you get all of the communication regarding your quilt.

There is no fee for members of CQG to enter a quilt. Members may enter up to 3 quilts per category. Non-members must pay a \$10 fee per quilt to enter. Non-members may enter a total of 3 quilts with no more than 1 quilt in any one category. Quilt to be judged must have been completed after 2018 and cannot have been previously entered in any CQG sponsored shows.

In all categories the entrant must have worked on some part of the quilt. Except for duet and group categories, the quilts must be the sole work of the entrant.

Quilts entered for judging must have three layers joined by quilting. No false backs permitted; all quilting must be visible from the back of the quilt. The only exception would be for the Wearable Art category.

Each quilt must have its own entry form with picture. Entry forms will be accepted starting 12/1/2021 and must be received no later than 11:59 PM 1/31/2023

The earliest date for turning in quilts will be the 2/16/2023 guild meeting and all quilts must be received by 2/28/2023. Additional drop off opportunities will be announced on Facebook and through the Guild email blast.

All entries must have a 4-inch sleeve attached to the top of the quilt. For large quilts the top edge of the sleeve should be a maximum of 90" from the bottom of the quilt so that any excess length drapes over the top of the hanging frame.

All entries must have a label sewn on the back lower right-hand corner of the quilt (as you look at the quilt from the back). The label must include the quilt name, the quilt maker's name and date completed.

All quilts must be able to be hung using standard hanging procedures. Do not send hanging rods or any kind of hardware or special hanging instructions. Framed quilts will not be accepted in this show.

Upon receipt of the quilt show entry form/s, a notification of entry will be emailed to entrant for each entry. After 1/31/2023 a quilt show entry number will be emailed for each entry. The participant must create a muslin label with that entry number on it. This entry number label should be securely affixed to the back lower right-hand corner of your quilt to cover the entire quilt label.

Do not send any accompanying material as it cannot be displayed.

Each quilt must be folded into a clear plastic bag. Please fold your quilt so that the quilt label can be viewed through the plastic bag.

While we endeavor to take the utmost care of your quilts, our committee will not be held responsible for any damage that may occur. Quilts entered with embellishments must be capable of withstanding normal folding and stacking without risking harm to your quilt or other quilts. It is your responsibility to have adequate insurance coverage for your quilt.

Quilt Show committee reserves the right to refuse a quilt if it is soiled, has pet hair or if it smells of smoke, perfume or pet odors. Quilts will be inspected upon receipt, and the owner will be contacted if the quilt is refused.

All quilts **MUST** be picked up between 6:00 P.M. and 6:30 P.M. at the end of the show. You are required to bring a printed copy of the Quilt Show email with the entry numbers. If someone else is picking up your quilt, they must have the paperwork.

The committee reserves the right to reassign quilts to another category if they are entered incorrectly. Entrants will be contacted if this puts their entries over the category limit to decide which quilt will be withdrawn.

Capital Quilters Silent Auction

Item: _____

Donor: _____

BUY NOW! Price \$ _____

Bids may be raised in \$1.00 increments.

Name (Please Print)	Bid amount		Name (Please print)	Bid Amount

And the Winner is...
