



The Thimbleful

Capital Quilters Guild

Raleigh, North Carolina

February 2022

Next Meeting

Thursday, February 17, 2022

6:30 Social

7:00 Meeting Begins

Location: Temple Beth Or
5315 Creedmoor Road
Raleigh, NC 27612

Remember to Bring:

Name tag

Membership pin

Comfort Quilts

New Membership Forms and Dues

Winter/Spring Workshop Sign-up Sheet

And of course....

A Quilting Friend!

Table of Contents

Page 2	President's Message
Page 4	From the Board
Page 5	Winter/Spring Classes
Page 8	An Invitation to our Guild Members
Page 9	Our Guild Supporters
Page 13	Our Committee Reports
Page 17	One Quilter's Experience
Page 19	Guild Leadership
Page 20	Upcoming Events
Page 21	Forms



In This Edition...

- * President's Message
- * Quilt Raffle—In the Final Stretch
- * One Month Before The 2022 CQG Quilt Show!
- * How Do You Select The Fabrics For Your Quilts?

February's Meeting— Silent Auction, Take Two!

President's Message

Hi Everyone!

Welcome to February! Thank you to everyone who submitted a quilt to hang in the quilt show! I am so excited to share that we will have over 200 quilts hanging and I am looking forward to seeing all the President's Challenge quilts hang in a long row. In addition, the quilt show committee has a great list of vendors. I am not sure about you, but the race is on to finish up the quilts to submit at the February Guild Meeting. Speed to all my fellow procrastinators!

Take two! After the guild meeting was canceled last month due to inclement weather, the silent auction will be held at the guild meeting on February 17th. If you have never participated, this is the moment to clean out your sewing room of items that you may not want any more including books, notions, patterns, fabrics, UFOs, etc. Please place your items in small groups and print out the bid sheet in the newsletter for each item. During the meeting, members will walk around bidding on the items in \$1 increments. At the end, winners will be pick up their items and purchase them by cash, check or credit cards. All items that are not sold will be donated. If you have any questions, please contact Sandra Wilson at information@capitalquilters.org. All proceeds go to supporting our guild.

This month the guild will be offering its first Spring Workshop via Zoom. Catherine Redford will be teaching The Wool Applique Experience – an Introduction to Embroidery Embellished Wool Applique on February 26th. The great part about her class is that the supply kit provides all the fabric, threads and needles you need (so scissors, a pencil, and pins are all the supplies you need from home). This is a great way to explore wool applique if you have ever wanted to try it. The embroidery stitches taught also would work with any fabric applique project. You can register for the class online at the guild's website. Please contact Ann Obrien at information@capitalquilters.org if you have any further questions.

Finally, volunteering is a key part of helping our guild thrive. Some positions take a little time and some are a bit more time consuming. However, without your help, the guild suffers and we become limited in what we can offer to the membership. If you have ever thought about becoming involved in the guild, this is the moment. We are currently looking for people who will shadow all positions, especially those of the quilt show committee. This is the perfect opportunity to watch the jobs in action and determine if it is something you would enjoy doing. Please reach out to me at information@capitalquilters.org if you are interested in volunteering for any board, committee or quilt show position. I am happy to discuss it further and we would love your help. You could even recruit a fellow member and co-chair!

Happy Quilting!

Anna



The President's Challenge

A Ribbon Runs Through It

The Rules....

1. The finished quilt must measure 18" wide by 36" long.
2. Each member will be provided a piece of fabric which must enter on the left side of the quilt at 3" wide and exit on the right side of the quilt at 3" wide. This piece can be pieced, appliquéd or be attached by any method and can change width as long as it is 3" on the edges. It must run to the edge so you may want to consider finishing your edges by adding facing or using a pillowcase instead of binding. More tips and tricks to come.
3. Quilts will be due by the 2022 Quilt Show since we will want to display them there. Exact due dates will be published once the quilt show committee publishes them. Please know that having your project judged is OPTIONAL so please participate.



From The Board...

Fundraising

2022 Raffle Quilt

Hello Members,

This is our last big push to sell raffle tickets for our outstanding quilt before the quilt show. I've already had a few members looking for more :) I will be glad to get them to you.

We still have a handful of you that haven't turned in the money and stubs. Please try to turn them in at the February or March meeting. Yes, you may also turn them in at the quilt show.

Also, I would like to thank the following for volunteering in Stanford at the Quilting and Fiber Art Market (what a deal it was to help out our wonderful guild and shop at the same event!!!)

Sue Ann and Jim Jatko, Ginny Nugent, Kelly Wyatt, Marsha Tolley, Ann O'Brien, Nancy Honeycutt, Brenda Keely, Debby Femia, Darlene Silverman and Anna Norris.

Thank you and stay safe,

Irene Thomas

buckeyegirlict@gmail.com

PS: I'm looking to see if anyone out there would like to do a "paper piece block" for our next raffle quilt. Drop me an email if you're interested.



Winter/Spring Workshops

February Virtual Workshop, Catherine Redford – 2/26: Member \$30 & Non-member - \$45



Catherine Redford was born in England where she learnt to knit and sew as a young girl. After relocating from London to Naperville, Illinois, she learned to quilt and never looked back. She's an award-winning quilter, an active member of her local guilds, and a popular teacher at the local and national level. Catherine is a frequent magazine contributor and has enjoyed being a guest on Quilting Arts TV. She is enjoying the resurgence of interest in handwork with a new embroidery book, *Butterfly Stitches*, published Fall 2020, and with two DVDs and a book on Modern Machine Quilting techniques, Catherine delights in finishing her own quilts on a domestic machine!

The Wool Applique Experience- an Introduction to Embroidery Embellished Wool Applique

Learn the techniques required for successful whip stitch wool appliqué while working on a small piece that can be finished into a needle case or pin cushion. Use beautiful embroidery stitches to embellish and add further dimension to your project.



A \$32 kit provides all the fabrics, threads and needles you need. Just have scissors, a pencil and some pins handy!

May In Person Workshops, Nina Clotfelter – 5/20 and 5/21



Nina has a passion for free motion quilting! “There is SO much freedom to do anything you wish and ability to express your creativity. Free motion quilting does NOT have to be an expensive endeavor! NO long arm is necessary! You can use your DOMESTIC sewing machine!”

Nina lives in Mobile Alabama and taught at the Houston Quilt Festival in 2021. She is an educator for WonderFil Specialty threads and loves to teach. “There is Nothing more fun and satisfying than to share what you love with others who then become successful! Traveling and teaching are two of my favorite things. My most favorite thing in life is meeting new wonderful quilters”

Beginning Free Motion Quilting – Friday 5/20: Member - \$55 & Non-Member \$75

Been afraid to try free motion quilting? Come let Nina hold your hand...you'll learn ALL the basics and more! You'll learn how much fun free motion quilting on your domestic machine can be! We REALLY do start at the very beginning! This class is for YOU! You'll come away with new found confidence and a sampler you can refer to for many different designs...that you'll create! Come on...let's start the fun!

Enrollment is limited to 16 people.



Ruler Work on a Domestic Machine – Saturday 5/21: Member \$55 and Non-Member \$75

In this Beginner class you learn how to hold and work with RULERS on your domestic machine. You will start at the beginning with how to prepare the RULER and why this is important. You will work with a special RULER designed just for this class with 4 different shapes on it. By the end of class each student has successfully managed the RULER as well as learned to think with a RULER and created a block using the RULER. RULER Work is a GREAT way to enhance your Free Motion Quilting! \$50 supply fee includes: Class RULER, Drawing circle, Mechanical pencil, True Grips, Needle, Single hole needle plate trick

* **MUST** have a **Ruler Foot** for your machine.

Enrollment is limited to 16 people




June In Person Workshops, The Pizza Girls (The Quilters Gallery) – 6/17 and 6/18

The Quilter's Gallery was a full service quilt shop run by Patti Cline and Cindy Page in Charlotte, NC for over 25 years. They closed their shop in 2006 and are doing quilt shows, guild programs and workshops. They got the nickname, "The Pizza Girls" because of their fabric packaging. Their specialty is making kits, coordinating fabrics for maximum impact for each project and packaging them to look like pizzas.


Kaleidoscope – Friday 6/17: Member - \$55 & Non-member \$75

This is a fabulous quilt with a lot of different looks. One ruler and one skill set can give you several different quilts. This quilt is a great design to use up your fat quarter stash. \$7.50 kit fee with 3 blocks that can be made into a table runner. Skill level – confident beginner.



15 Degrees – Saturday 6/18: Member \$55 & Non-member \$75

15 degrees is something a little different. It looks like curves, but everything is straight sewing. \$20 kit includes 15 degree ruler, 9" Stack and Whack), fabric strips for two blocks and an e-pattern. The class covers the basic technique and demo other wedge rulers – from miniature blocks to a 48" centerpiece. Appropriate for beginners.



An Invitation To All Our Guild Members

We would like to invite you to the "Art Feeds the Soul" Quilt Show sponsored by **BOTH Alamance Piecemakers Quilt Guild** and **Burlington Carousel Quilt Guild**. Admission is free, but you are invited to donate a non-perishable food item to help "nourish" the local food pantry in Alamance County.

The dates of the event are Wednesday through Saturday, March 9 to 12, 2022. Hours are 10 AM to 7 PM weekdays (Wednesday, Thursday, and Friday) and 10 AM to 4 PM on Saturday.

The show location is Elon Community Church (Community Life Center). Address is 271 N. Williamson Avenue, Elon, NC. (handicap accessible) Park on the playground side of the church and enter through the covered walkway. **FREE ADMISSION.**

Art Feeds The Soul Quilt Show



Our Quilt Show will feature member-made quilts in 11 categories, boutiques hosted by both guilds, a raffle quilt made by Carousel Quilt Guild, an online quilt auction (proceeds go to our local food pantry), demonstrations, a Make-a-Block station, etc. Our show website is www.tinyurl.com/AlamanceShow2022.

Come out to see traditional and "art-ful" quilts, and bring a friend!

Please note that **MASKS ARE REQUIRED**. We attempt to follow Covid protocols, for the safety of our members and guests.

Tanya Gold, BCQG Webmaster

Member of Quilt Show Planning Committee



Supporters of Our Guild



Longarm
Quilting
and
Binding

Visit us!

10 - 5 Monday - Saturday
10 - 7 Tuesday
1 - 5 Sunday



Meeting
Center
available
to rent



Voted Best Fabric Store
in the Triangle
4 years running!



Weekdays at noon



935 North Harrison Avenue, Cary, NC 27513
caryquilting.com 919-238-9739



JANOME


North Carolina's #1 Award
Winning Dealership



8817 Westgate Park Drive
Suite 104
Raleigh, NC 27617

www.wishuponaquilt.com


919 782-6363



219 NC Hwy 98E Bunn, NC
919-497-0828 • www.thebrokenneedle.com

REGULAR SHOP HOURS
Tuesday-Saturday 10 am til 5 pm

Janome authorized dealer and service center.
Absolute lowest prices on Janome!



JANOME Fabric - Notions - Patterns - Kits - Classes



Retreat at Lake Gaston

Perfectly appointed for quilting groups
with 12 beds, 2 kitchens, worktables,
ironing stations, cutting counters, a mini-
shop and more!

RetreatLKG.com





**Whatever's Quilted
Handi Quilter®**

MOXIE

**HQ WAY
RETAILER
2020**

Introducing the 15" Moxie
For under \$5000

We've Got your Back!
With more than **300** wide backs

Arrow
Sewing Cabinets

elna

We are here for all you quilting and sewing needs.
During the pandemic, please call before coming

936 Gateway Commons Cir.
Wake Forest 27587 888-546-0665
www.WhateversQuilted.com
Donna@WhateversQuilted.com
Near Lowes Food on SR 98

**Introducing
HQ Stitch**
By Handi Quilter®

THE RIGHT MACHINE FOR ANY TYPE OF PIECING, APPLIQUE OR QUILTING.

864

GO!
8" BLOCK

accuquilt
better cuts make better quilts



**7076 Ramsey St./HWY 401
Fayetteville, NC 28311
(910) 630-3912 Mon- Sat 9 am-5 pm
<https://www.lovingstitches.net>**

One of the Largest Quilt Shops On the East Coast!



Purchase a Bernina 790 Plus or 880 Plus by February 28th & receive FREE GIFTS valued at over \$3,000! We have machines in stock!

Pre-order the new Bernina 590 Crystal Edition & receive FREE GIFTS valued at over \$4,000!

0% financing always available.

25% Off

All Embroidery
Hoops &
Modules
Feb 1st-28th!

Now in our 26th year!
-Over 7,000 bolts of
cotton fabrics & batiks!
-A batting room!
-Excellent service &
support after the sale!
-Experienced Bernina
Longarm dealer!

Join Us Starting February 19th
The Road Home Block of the Month
for 8 Months only \$32 a month
Saturdays 2-5 pm



made to create **BERNINA**

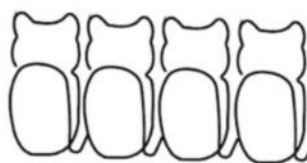


Julianne Walther
Professional Appraiser
julianne@caryquilting.com

935 N. Harrison Ave.
Cary, NC 27513
919.238.9739 ext. 5

appraisemyquilt.com

Quilting
Cats
Studio



Faith Patterson
Longarm Quilting Service

quiltingcatsstudio.com

@quilting_cats_studio

@quiltingcatsstudio

quiltingcatsstudio@gmail.com

Our Committee Reports...

Sunshine and Shadows


As ***the Sunshine and Shadows*** Chairperson, I will send out cards as needed to Guild members on behalf of the entire Guild. These cards are to express congratulations, get well wishes or condolences. Please contact me, Joni Amerson/Sunshine & Shadows, at:

information@capitalquilters.org



Comfort Quilts

Keep those comfort quilts coming! New numbers will be published next month when we catch up with our missed meeting in January.



Bittersweet news! We are sad to report that Wendy has accepted a wonderful opportunity and will be moving away. Best Wishes on your next journey! Rosena Grott has agreed to join Sherill Boyce as our new librarian. Welcome!

Bee Keeper



Join us in welcoming Billie Houchens as our new Bee Keeper!



Block Party

Since we had no meeting in January due to weather, please plan to return your Snow People blocks at the February meeting. We will have TWO adorable blocks for you to pick up at the February meeting, and both will be returned in March. Nothing too difficult so it should be easy to get them both done by the March meeting.

If you make an extra block for yourself each month (using your own fabrics) you will have twelve 12½ inch blocks to make yourself a sweet sampler quilt at the end of the year (for the August Wave, make four blocks to combine into a 12½ inch block)! We will have a show and tell and prize drawing in July for those who completed a sampler quilt top from the 12 blocks; more information on this later in the year. We will also have a prize for the person who made the most blocks for Block Party during the year.

OR you can pick and choose which months you want to participate in – you can do Block Party once for the year or every month – it's totally up to you!

If you have any questions about the instructions for the monthly blocks, or about how Block Party works, please contact me at jchvatal2@gmail.com.

Stop by to see us at the next meeting at the Block Party table!

Thanks,

Jan Chvatal

Cindy Prow



CQG Quilt Show

Volunteers Needed!!

Ginny Nugent is the Volunteer Coordinator for our 2022 Quilt Show, March 18-19, 2022. She is in need of LOTS of volunteers!!! If there is anything below that you are interested in, please contact her at vbnugent@gmail.com. Be sure to make the subject line **Volunteer for Quilt Show**. Each volunteer will get 1 entry ticket for volunteering!

Quilt Preview (Sat 12Mar 8:30-4) – 12 volunteers

Judging (Sun 13Mar 8:30-5) – 15 volunteers (scribe (4), fanner (4), runner (2), stacker (2), reader (2) and recording secretary(1))

Quilt setup (Wed 16Mar 12-3 or until finished) – 4 volunteers

Quilt hanging (Thurs 17Mar 9-12 or until finished) – 12 volunteers

Ticket sales (Fri-Sat 18-19Mar 9-12) – 2 volunteers each day

Ticket sales (Fri-Sat 18-19Mar 12-3) – 2 volunteers each day

Ticket sales (Fri-Sat 18-19Mar 3-5) – 2 volunteers each day

Ticket takers at the door (Fri-Sat 18-19Mar 9-12) – 2 volunteers each day

Ticket takers at the door (Fri-Sat 18-19Mar 12-3) – 2 volunteers each day

Ticket takers at the door (Fri-Sat 18-19Mar 3-5) – 2 volunteers each day

Silent auction (Fri-Sat 18-19Mar 9-12) – 1 volunteer each day

Silent auction (Fri-Sat 18-19Mar 12-3) – 1 volunteer each day

Silent auction (Fri-Sat 18-19Mar 3-5) – 1 volunteer each day

Boutique setup (Thurs 17Mar 9-12 or until finished) – 2 volunteers

Boutique (Fri-Sat 18-19Mar 9-12) – 2 volunteers each day

Boutique (Fri-Sat 18-19Mar 12-3) – 2 volunteers each day

Boutique (Fri-Sat 18-19Mar 3-5) – 2 volunteers each day

Book sales setup (Thurs 17Mar 9-12 or until finished) – 1 volunteer

Book sales (Fri-Sat 18-19Mar 9-12) – 1 volunteer each day

Book sales (Fri-Sat 18-19Mar 12-3) – 1 volunteer each day

Book sales (Fri-Sat 18-19Mar 3-5) – 1 volunteer each day

Book sales take down (Sat 19Mar 4:45-7 or until finished) – 1 volunteer

Raffle quilt (Fri-Sat 18-19Mar 9-12) – 2 volunteers each day

Raffle quilt (Fri-Sat 18-19Mar 12-3) – 2 volunteers each day

Raffle quilt (Fri-Sat 18-19Mar 3-5) – 2 volunteers each day

Quilt takedown (Saturday 19 March 4:45—7) 10 volunteers

Quilt takedown runner (Sat 19Mar 4:45-7) – 4 volunteers

Quilt pick up (Sat 19Mar 4:45-7) – 4 volunteers



Quilt Show Charity Auction Deadline Approaching!

It's Charity Quilt Auction time!!

We will be raising funds for **The Green Chair Project**, a wonderful charity helping local families who are struggling with homelessness, crisis, or disaster. In case you missed it, here are the details:

This year's theme: **Home is...**

(Home means many things to many people...Put your own personal spin on it. Get those creative ideas churning!

Quilt Size: Wall hanging 18" square (or 72" total perimeter)

Deadline for turning in quilts: March 1 (but sooner is always better so we can do space planning as the quilt show is in March!) Bring to the February guild meeting or contact me directly and we'll work something out.

Quilts labels are appreciated by our auction winners, even if you don't add your name.

All quilts will have a Buy It Now price of at least \$75 (hopefully more!).

Representatives from The Green Chair Project will be joining us at the quilt show in March at the Auction Booth. Be sure to stop by and please help this amazing organization by making and donating beautiful wall hanging quilts for our auction!

If you have any questions, you may contact me via email at lkday914@gmail.com.

Thanks,

Laurie Day



One Quilter's Experience

By Darlene Silverman

Disclaimer: I do not hold myself out as an expert. I know that many of you know so much more than I do. I share my experience in the hope of helping newer quilters as well as to stimulate conversation among more experienced quilters. I welcome feedback and differing views, as we are all on this journey together and can only benefit from hearing each other. (If you are reading this in the newsletter, please weigh in on Facebook.)

Color/Fabric Selection

I am not an expert on color theory. In fact, I feel that I am only a small way on a very long, slow learning curve on this subject. While I understand the broad strokes, I have not internalized the many concepts of effective use of color. I know there are those who are either intuitively good at this or who have internalized the lessons. I see them choose colors with an ease and facility that I so very much wish I had. There are many books on this subject and I can recommend Joen Wolfrom's two books: Color Play and Visual Coloring. That being said, I think I have learned far more from 1) exposure and 2) experience.

My exposure to others' quilts and, even better, to the thought processes of my friends as they make color/fabric choices have taught me so much. Seeing others' quilts — at show-and-tell or (even better!) in quilt shows has shown me so much about the depth and range of color choices. It has taught me to be bolder and more experimental because of the successful choices I have seen others make. I have two friends who laugh at themselves about their habit of agonizing over their fabric choices, but let me tell you that no one who has looked at their finished quilts would feel that there could be anything wrong with whatever process got them there. These ladies make beautiful quilts and they have taught me that it is okay to take your time over these decisions, to be willing to invest the time necessary to consider and reconsider before making a final decision. My suggestion here is: Discuss these things with fellow quilters. Take advantage of listening to others as they go through their own process.

My experiences reflect my own growth in choosing fabrics and my ability to learn from my own mistakes. Some people have a more natural sense of color than I know myself to have. I have a number of friends to whom I can turn when in doubt. They continue to be an invaluable resource. Additionally, my daughter has an excellent innate sense of color, further honed by a formal education in fine art. I have turned to her often when uncertain in my choices. I try to learn from her and she is patient with me when explaining color compatibility and how colors effect our perception of other colors. I look at some of my earlier quilts and know that I would not make the same choices now. I do not regret these as "mistakes", but rather view them as necessary steps I needed to take in order to get incrementally better.

To be more concrete, one thing I have learned is where to go broad and where to be restrained. I admire a well-balanced scrap quilt, but lack the skill to keep a truly scrappy quilt from looking like a dog's breakfast. I am much more comfortable with the concept of "controlled scrappy", where I use a wide variety of fabrics each in only a few colors and am usually much more deliberate in their placement. Alternately, the more colors I use, the narrower I go in choosing fabrics and try to keep them tighter in hue and tone. I make frequent use of a color wheel. I keep a wall version next to my stash and carry a fan-version with me to quilt shops. When in doubt, I often rely on the better eye of others.

I am very much still a work-in-progress when it comes to color and fabric selection. And, considering my trajectory, I expect I will be for the rest of my life!

How do you use color? How has this changed over time for you? What techniques and tips have you picked up along your quilt journey?

Coming up: Stitching in the Ditch



To place an ad in the *Thimbleful Newsletter*:

Email your ad to Lisa McLaughlin @ scarletnewfie@gmail.com and mail a check payable to: **Capital Quilters Guild**.

Ads are due by the third Thursday of the month for the next month's issue.

\$5—Classified
\$5—Business Card
\$10—Quarter Page
\$20—Half Page

Capital Quilters Guild
PO Box 20331
Raleigh, NC 27619



2021 Guild Leadership Board Members

President: Anna Norris

Vice President: Sandy Wilson

Secretary: Marsha Tolley

Treasurer: Carolyn Wigmore

Charity & Community Outreach: Roberta Miller-Haraway & Ginny Nugent

Communications: Lisa McLaughlin

Fundraising: Irene Thomas

Membership: Betsy Proctor-Roose

Teachers & Workshops: Ann O'Brien

Member at Large 1: Cindy Prow **Member at Large 2:** Marie Grasso

Committee Members

Bee Keeper: Billie Houchens

Block Party: Jan Chvatal

Holiday Blocks: The Remnants Bee (Darlene Silverman)

Hostesses: Katie Greenwood & Alma Mellish

Library: Sherill Boyce & Rosena Grott

Quilts for Kids: Kate Pearson & Maria Wall

Quilts on Wheels: Sue Hatch

SAFEchild: Vickie Peoples and Tiffany Harwood

Secret Sew-ciety:

Social: Maria Kleinman

Sunshine & Shadows: Joni Amerson

Quilt Show: Sue Ann Jatko & Nora Bailey



To contact us, email: information@capitalquilters.org

Upcoming Events!

CQG Workshop Dates

Feb 26	The Wool Applique Experience with Catherine Redford
Apr TBA	Comfort Quilt Workshop via Zoom
May 20	Beginning Free-Motion Quilting with Nina Clotfelter
May 21	Ruler Work on a Domestic Machine with Nina Clotfelter
Jun 17	Kaleidoscope with The Pizza Girls

Quilt/Vendor Shows

Mar 9-12	“Art Feeds the Soul” Quilt Show. Elon Community Church (Community Life Center) , 271 N. Williamson Avenue, Elon, NC.
Mar 18-19	CQG 2022 Quilt Show.
Jul 15-16	The Columbia Quilting Expo

Other Events of Interest

Let us know if there are any other events of interest you would like to see noted in our Newsletter.



Capital Quilters Guild Membership Form

July 1, 2021- June 30, 2022

Help us confirm that our records are accurate by completing all the information below:

Name: _____

Address: _____

City: _____ State: _____ Zip code: _____

Phone: _____ Email: _____

Birth Month _____ Birth day _____ (for member benefits)

Are you a new member? Yes _____ No _____

The Member Directory is published in print for a fee and available free on CQG member-only social media. Please check this box if you do NOT wish to be included in the directory ☐

Are you a member of CQG's Facebook page? Yes ____ No ____

If you are a member of a bee, what is the name of your bee? _____

If you would like to join a bee, tell us your preference (please circle ALL of your preferences): Day/Night Weekday/Weekend North/South/East/West/Any Region Art/Hand/Charity/other _____

Membership Fees:

Please note that all members are required to pay dues. (Please circle your membership type)

Regular Membership \$40.00

Quilters aged 70 or older (prior to, or on June 1, 2021)..... \$25.00

Junior Membership (18 years and younger; full scholarships are currently available).....~~\$25.00~~ 0.00

Printed CQG Membership Directory (to be picked up at the November meeting)..... \$5.00

Optional donation (tax deductible)\$_____

Please bring this form with payment to the next meeting or mail to:

Capital Quilters Guild

PO Box 20331

Raleigh NC 27619-0331

Date _____ Check # _____ Cash _____ Credit Card (last 4 digits) _____ Total: _____

Capital Quilters Guild- Workshop Registration Winter/Spring 2022

Name _____

Phone _____

Address _____

Email _____

Zoom Workshop – Member fee: \$30 Non-member fee: \$45
In Person Workshop – Member fee: \$55 Non-member fee: \$75

<u>Teacher:</u>	<u>Class:</u>	<u>Date:</u>	<u>Amt: Cash/Ck#/Chg</u>
Catherine Redford	Zoom Wool Applique	2/26/22	_____
Quilters Gallery	In Person Kaleidoscope	4/15/22	_____
Quilters Gallery	In Person 15 Degrees	4/16/22	_____
Nina Clotfelter	In Person Beg. Free Motion	5/20/22	_____
Nina Clotfelter	In Person Beg Ruler Work	5/21/22	_____

Total: _____

Payment: Due when you sign up. (Payment with charge card/cash available at monthly guild meeting only.)

Make your check payable to : **Capital Quilters Guild**

Mail your check and registration form to:

Ann O'Brien
1336 Holt Road
Apex, NC 27523

Location: In person workshops will be held at

Highland United Methodist Church
1901 Ridge Rd Raleigh, NC 27607.

Most Class hours: 9am-3:30pm Be sure to pack a bag lunch!

Refund Policy: Full refund will be made if requested 30 days prior to the workshop. Without 30 days notice, you will only receive a refund if space can be filled from the waiting list. If not, you will receive a credit for a future class.

Inquiries: information@capitalquilters.org