



The Thimbleful

Capital Quilters Guild

Raleigh, North Carolina

July/August 2020

Next Meeting

Until further notice all
Capital Quilters Guild
meetings are

CANCELLED



Reminder:

To put information and
advertisements in The
Thimbleful please contact the
Capital Quilters Guild at:

Information@capitalquilters.org

Table of Contents

Page 2	Membership, Proposed Officer Slate for Open Board Positions
Page 3	Membership Form
Page 4	Our Stories-New Feature!
Page 5	Block of the Month
Page 7	Block Party Raffle Quilt Holiday Blocks
Page 8	Charity & Outreach Newsletter Ads
Page 10	Guild Leadership Quilt/Vendor Shows



We will not be having a meeting in July. That does seem to be the theme lately.

We had a comfort quilt drop off and collected a couple hundred quilts. Not sure which was better, the amount of quilts or seeing so many of you. Thank you to all who worked collecting and all you made them. Some of you stopped and chit chatted and some didn't even get out of their cars. Didn't matter. We all had on masks but social distance was so-so as we were being handed stuff but all in all a good time was had and many quilts were sent out.

OK, a piece of wisdom or at least something that I learned. I was redoing my closet with my fabric in it. Decided to put it on boards so I could see it better and of course found fabric I forgot I had. But I digress, my daughter came to visit and told me that I didn't have to take everything out, that I could just work on a section at a time. She was wrong. I tried that and found out I was handling the fabric multiple times. Now there is nothing wrong with that except I was not getting anything done. So I took all the fabric out of the closet and it is all over my sewing room. I almost want to say I have too much fabric but we all know that no one can have too much fabric. Now I have back 80% nice and neat wrapped around the boards so I can see it BUT ran out of boards and they have been out of stock for the past 3 weeks. I have this pile (very big pile) of backing fabric that is sitting on the floor blocking the back of my quilting machine. Have to figure out what to do with it. I do not want to go back to stashing in drawers, but it might come to that, and then I am doomed. My room will never look like I want it to. I have watched way too many of those DIY videos "How to organize your sewing room". I know the answer, just quilt some of the dozen or so tops that are sitting here waiting very patiently to go to a new home. Nay, I want to make more tops.

I hope that you all are staying safe and having fun quilting. I am working 50 hour weeks so not getting enough quilting done, but boy I get a new magazine in the mail and mark off more tops I want to do. You guys have got to be making stuff for all I cannot do right now.

Keep cool as the temps go up for the summer and pray that things will get back to normal and we can meet again.

Alma Mellish
President



Membership

July is the start of our Guild year, so it is now time to renew your membership. Please fill out the form either in this newsletter or download a copy from the website. We use it to confirm that we have your contact information up to date. This is also the way you can order a hard copy of the membership directory, if you want one. You'll also be able to access it from Facebook.

You can mail in your form and a check. We'll have your membership cards and pins ready for you at our next meeting. Or, you can have your form all filled out and ready to turn in at our next meeting.

We are looking forward to seeing all of you as soon as it is safe to do so. In the meantime, if you need our assistance, please let us know. We're happy to help you get connected with your other Guild friends.

Nancy Honeycutt & Debby Femia



CAPITAL QUILTERS RALEIGH, NC

The nominating committee has nominated these candidates to be voted on in an election at our next scheduled meeting according to the Capital Quilters Guild Bylaws.

Proposed 2020-2021 Officer Slate for Open Board Positions

Vice President	Sandy Wilson
Fund Raising	Anne Norris
Member at Large	Marie Grasso
Charity and Outreach	Roberta Miller-Haraway/Ginny Nugent

Note: If anyone is interested in having their name added to the above Slate please contact Alma Mellish at information@capitalquilters.org

219 NC Hwy 98E Bunn, NC
919-497-0828 • www.thebrokenneedle.com
REGULAR SHOP HOURS
Tuesday-Saturday 10 am til 5 pm
Janome authorized dealer and service center.
Absolute lowest prices on Janome!

JANOME Fabric - Notions - Patterns - Kits - Classes



Julianne Walther
Professional Appraiser
julianne@caryquilting.com

935 N. Harrison Ave.
Cary, NC 27513
919.238.9739 ext. 5

appraisemyquilt.com



Capital Quilters Guild Membership Form

July 1, 2020- June 30, 2021

Help us **confirm** that our records are accurate by completing **all** the information below:

Name: _____

Address: _____

City: _____ State: _____ Zip code: _____

Phone: _____ Email: _____

Are you a new member? Yes _____ No _____

The Member Directory is published in print for a fee and available free on CQG **member-only** social media. Please check this box if you do **NOT** wish to be included in the directory ☐

Are you a member of CQG's Facebook page? Yes _____ No _____

If you are a member of a bee, what is the name of your bee? _____

If you would like to join a bee, tell us your preference (please circle ALL of your preferences): Day/Night Weekday/Weekend North/South/East/West/Any Region Art/Hand/Charity/other _____

Membership Fees:

Please note that **all** members are required to pay dues.

Regular Membership	\$40.00
Quilters aged 70 or older (prior to, or on June 1, 2019).....	\$25.00
Junior Membership (18 years and younger; full scholarships are currently available).....	\$25.00 0.00
Printed CQG Membership Directory (to be picked up at the November meeting).....	\$5.00
Optional donation (tax deductible)	\$_____

Please bring this form with payment to the next meeting or mail to:

Capital Quilters Guild

PO Box 20331

Raleigh NC 27619-0031

Date _____ Check # _____ Cash _____ Credit Card (last 4 digits) _____ Total: _____

Our Stories, Quilting, Quilters, Why We Quilt and More

Growing up I was one of six children – 4 girls and 2 boys. When I was around 9 years old, in order to be able to have time alone with my Mom, I took to sitting on the floor beside her in her sewing room (a converted bathroom). In those years, it was cheaper to buy fabric and make clothes so that's what she did. She would hand me her scraps of cloth and I would cut them into rectangles and make "dresses" for my Barbies. Sew the shoulder seam and down each side and I had a dress. I thought I was all that and a bag of chips too!! This eventually turned into sewing pillows, then curtains, then clothes (3 yards of corduroy for 50 cents would make me two pairs of pants). None of my sisters were the slightest bit interested in sewing, so I ended up making my siblings' pajamas, then clothes for school and eventually my work suits (out of wool) and my wedding dress, then christening gowns made from my wedding dress.

Then my mother passed away. I didn't touch my sewing machine for over two years. Then a friend of mine gave me a quilt as a birthday present. I thought, Wow, this is cool. My family were knitters so we had lots of afghans but never any quilts. My oldest son's graduation from high school was coming up in a few years and I thought how nice it would be to make him a quilt as a graduation gift. That is how my thirst for all things quilted began. But I didn't know anyone who quilted except the friend who gave me the quilt. How do I get started? My first attempt at quilting was a log cabin. Big disaster. Huge. No rotary cutter, no rulers as we know them, no cutting mat. None of my blocks were the same size – most weren't even square. This would not do. I threw all of it away. Another 2 years went by but the idea of quilting never went away. I saw a quilting class advertised in the local high school continuing education program. I told myself that that's what I needed. A class. The second quilt went much better – just large size squares with sashing and cornerstones. But the class used polyester batting and you pin basted it on the floor and hand tied the quilt. A little better but still very disappointing to me. (Last year I took that quilt apart and replaced it with cotton batting and quilted it on my longarm. My grandsons use it now as their "tent").

I moved to Massachusetts in 2000 and finally was able to take a "real" class from a "real" quilt shop and a "real" quilter. That's when the quilting world really opened up for me. I devoured everything I could read on quilting and just kept learning. I experimented with color – some things I kept and some things I said to myself, "Nora, what were you thinking?" But it was still all fun for me. I started working at a quilt shop in Maine in 2010 so I could learn more and eventually started teaching classes. The Capital Quilt Guild is the first Guild I joined and my learning continues. I always thank my best friend in Maine for giving me that quilt so many years ago. You never know how one simple gesture of friendship will change your world.

Nora Bailey



**Fabric, patterns, quilting services,
classes, notions, and more!**

www.caryquilting.com
919.238.9739

Monday 10-5
Tuesday 10-7
Wednesday 10-5
Thursday 10-5
Friday 10-5
Saturday 10-5
Sunday 1-5

**Northwoods Market
935 N. Harrison Ave.
Cary, NC 27513**

Ladybug's Cottage, Inc.

Fabrics, Notions & More

123 N Main Street ~ PO Box 1553 ~ Wendell, NC 27591

Sew much fun with us...

*Come shop for Quality Cotton Fabrics,
Threads, Buttons, Zippers & more*

Be sure to check the Specials page online for all our discounts.



(919) 365-3636

WWW.LADYBUGSCOTTAGE.NET

Ask us about the NC



Candy Block

July/August 2020 Block of the Month, Capital Quilters Guild

You will need two fabrics from your stash, a white or cream background (BG) fabric and a bright fabric for the candy (C).

Cutting requirements for 12" finished block:

C: Cut one $3\frac{3}{4}$ " square. On the back side of the square draw a diagonal line, corner-to-corner, one time.

C: Cut one $6\frac{1}{2}$ " square.

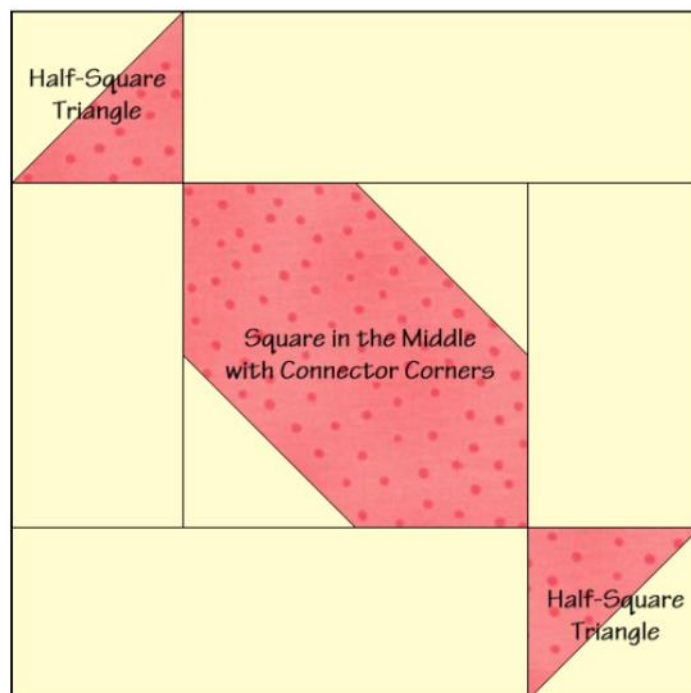
BG: Cut two $3\frac{3}{4}$ " squares. On the back side of the squares draw a diagonal line, corner-to-corner, one time.

BG: Cut one $3\frac{3}{4}$ " square.

BG: Cut two $3\frac{1}{2}$ " x $9\frac{1}{2}$ " strips.

BG: Cut two $3\frac{1}{2}$ " x $6\frac{1}{2}$ " strips.

Put together according to the diagram. If you have questions, email Joni Amerson at jwamerson@earthlink.net. The longer strips are the horizontal ones, and the shorter strips are vertical.



Whatever's
Quilted
Handi
Quilter®



We've Got your Back!

With more than 260 wide backs, more than anyone in the state.



936 Gateway Commons Cir.
Wake Forest 27587

www.WhateversQuilted.com

Donna@WhateversQuilted.com

Near Lowes Food on SR 98



**7076 Ramsey St./HWY 401
Fayetteville, NC 28311**
(910) 630-3912 Mon- Sat 9 am-5 pm
<https://www.lovingstitches.net>


One of the Largest Quilt Shops on the East Coast!

- Over 7,000 bolts of current cotton fabrics & batiks.
- New fabrics arriving weekly
- Bernina Longarm Dealer
- We service all brands
- Quilting Services available
- Great selection of notions, books, patterns, threads, batting, & more.
- 0% Financing on most models
- Dozens of great classes & events every week
- Sales room—everything 30% off

Shop 24/7 at our website!



Come see the new Q16!



made to create





Block Party

Check out the *Block of the Month* for July and August on page 5. Happy Sewing!

Thanks,

Anne, Beth, and Joni



Raffle Quilts

Our next quilt has been named *Indigo Dreams*. It is a blue and neutral quilt, 97x97 inches, quilted by Angela Clark. When we met again, I will have raffle tickets available. Meanwhile, stay safe. Thank you!

Sue Ann Jatko, Fundraising Chair
information@capitalquilters.org



HOLIDAY BLOCKS

Last month, Cathy and I asked you to get your thinking caps on and come up with a design to submit for our Holiday block program. As of the writing of this article we have not heard from any of you with any plans for your blocks. I know there are no assurances as to the future guild meetings but we need to be ready to go when things do open up.

As a reminder, for each group or individual who wishes to design and supply a block, we need at least 20 of each design kitted, just the right amount for a nice size quilt. The budget is \$50, and up to 10 groups can participate. BE CREATIVE! Holiday blocks can be holiday themed or not. Please let either Cathy or myself know if you plan to participate by providing a block for this year's program. You may contact us at cqgholidayblocks@yahoo.com. Final pictures of your block must be submitted no later than the August meeting.

For new members: At the October meeting, you have the opportunity to purchase Holiday block kits for \$2 each. Take your block home, make it, and return your completed block at the December meeting. In order to be entered to win all the blocks for your chosen design you must return your completed block. If you did not complete your block we ask that you return your kit at the December meeting. Winners will be drawn that night from each block design group, and the lucky winner takes home enough blocks to make a quilt!

Ina Stringfellow & Cathy Erickson

Charity and Community Outreach

Hello, everyone! It was great to see so many of you earlier this month, as you dropped off completed quilts, and took kits or quilts to be bound. Since then I have received an additional 47 quilts that I will be passing along to each of the committees. Please keep making quilts I will pick up completed quilts any time, and will also bring you kits if you need something to do.

Based on the numbers I have so far, we have completed **1,105 quilts this year!** I am so proud of all of you! How awesome is this, in spite of (or because of?) being stuck home the past few months? We have also received 25 pillowcases, 44 blankets/afghans, and 77 hats.

Don't stop quilting, knitting, or sewing!!

Thanks for all those who provided quilts which were delivered to an assisted living center in Zebulon. You all are the best!

We will have another drop off event in September, so keep quilting! This event will be held at Highland UMC in their parking lot. Date and time still being finalized.

I have kits available.....just let me know!

Lois McCoy



Newsletter Ads

Email your ad to
information@capitalquilters.org
and mail a check payable to
Capital Quilters Guild.

Capital Quilters Guild
PO Box 20331
Raleigh, NC 27619


Ads are due on or before Guild Meeting Night
for the next month's issue.

\$5—Classified
\$5—Business Card
\$10—Quarter Page
\$20—Half Page



710 Miller Rd
Hillsborough, NC 27278
gsquiltandcraftretreat.com

Karen and Bob Gallegly
gsretreat@gmail.com
984-888-0932





We have
re-opened!

Shop hours: Monday – Saturday 10 – 5

Face masks required

Online shopping is always available!

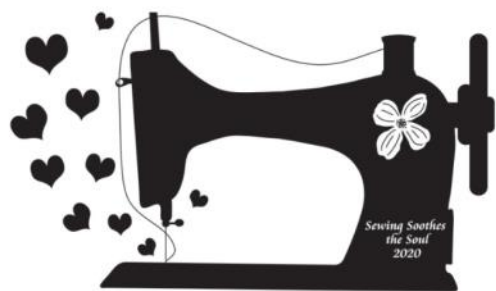
Free shipping for all orders over \$40

Free curbside service during shop hours

www.caryquilting.com



Voted best of the Triangle 2018, 2019



Local Shops ♥ Here For Good



AVAILABLE NOW
Until July 13

Quilt! Carolina 2020

Save the Dates!

TERRIFIC THURSDAY: August 27

FALL SHOP HOP: October 1-10

Thank you for shopping local! Help keep YOUR
favorite Brick & Mortar HERE For Good!

Buy a T-shirt to show your support...
Select a shop to receive \$\$ from your purchase

Only available online...click link at
www.QuiltCarolina.com

Questions? (336) 631-5356

2019-2020 Guild Leadership

Board Members

President: Alma Mellish
Vice President: Marie Grasso
Secretary: Karen Wahle
Treasurer: Betsy Proctor-Roose
Charity & Community Outreach: Lois McCoy
Communications: information@capitalquilters.org
Fundraising: Sue Ann Jatko
Membership: Debby Femia & Nancy Honeycutt
Teachers & Workshops: Connie Upshaw
Member at Large1: Diana Jones
Member at Large 2: Brenda Keely

Committee Members

Bee Keeper: Maria Kleinman
Block Party: Anne Allen, Beth Van Vooren & Joni Amerson
Holiday Blocks: Cathy Erickson & Ina Stringfellow
Hostesses: Katie Greenwood & Cathy Kirk
Library: Karen Wahle
Quilts for Kids: Kate Pearson & Maria Wall
Quilts on Wheels: Sue Hatch
SAFEchild: Carolyn Ruby & Barbara Biggs
Secret Sew-ciety:
Social: Sue Dressler
Sunshine & Shadows: Carol Swanson
Quilt Show: Nora Bailey

To contact us, email: information@capitalquilters.org



Quilt/Vendor Shows

Please check online to see if any shows have been cancelled.

- | | |
|----------------------|---|
| August 20-22 | Original Sewing & Quilt Expo <i>Raleigh Convention Center, 500 S Salisbury St, Raleigh, NC</i> |
| Sept. 25-27 | Asheville Quilt Show <i>WNC Ag Center, 765 Boylston Hwy, Fletcher, NC</i> |
| October 9-10 | A Celebration of Color Quilt Show <i>Congregational United Church of Christ Greensboro, 400 W Radiance Dr, Greensboro, NC</i> |
| October 16-17 | Cabarrus Quilters Guild: A Splash of Color Quilt Show <i>Concord City Club at Gibson Mill, 325 McGill Ave, NW, Concord, NC</i> |